




Sounds Fun Phonics

(sh-, th-, ch-, -unk, -ink, -ing, -ay, -ai, -ee, -ea,
-oa, oo, Bossy E, Vowel Walk)

Sound Spelling Patterns & Phonics Rules • Volume 1

Worksheets & Flashcards



by Heidi Butkus
and Tammi Casamassa

General Instructions

1. The worksheets can be used in any order. They do not build one upon another in difficulty. However, it is assumed that children that are learning the sh, ch, and th digraphs are probably just learning to read, so the worksheets in this first volume are a little easier than the one's you'll find in Sound Fun Phonics Spelling Patterns & Phonics Rules • Volume 2.
2. Always introduce the new words and pictures with the flash cards before asking the children to complete a worksheet. Children benefit from sounding out the new words together and matching them to their pictures on a pocket chart, for example. They can also sort their words by word family on a pocket chart, etc.
3. There is a set of very small flash cards that are small enough to send home with your students for extra practice in reading, matching, and sorting with a minimal amount of photocopying. You may wish to include this as part of your weekly homework.
4. A set of blank worksheets and flash cards have been included so that you can make additional materials for your students using the same format. Feel free to add new words and pictures from your existing materials and use them as you see fit. If there are words and pictures that you need, feel free to contact us by phone or email to see if we have an existing picture. We will be keeping a list of pictures and words needed and will make periodic updates.
5. You probably will find that you have too many worksheets to use them all. Heidi selects the one or two that her students seem to need to practice the most, and uses those. She usually sends the flash cards home for homework, along with one or two of the worksheets.
6. If you find errors or omissions, etc., please let us know. We can fix them and email you a corrected document. In addition, if there is a sentence or item that your students find confusing, let us know, and we will do our best to fix that as well. Your help in this area is greatly appreciated!

Enjoy!
Heidi Butkus

Sounds Fun Phonics - Word List

Unit 1

Sh-

shark
sheep
shop
shut
she
shoe
ship
shot
shell

Unit 2

Th-

the
that
they
this
thumb
three
there
think
thorn

Unit 3

Ch-

chin
chomp
chop
chug
chain
cheer
chief
check
chick

Unit 4

-unk

skunk
bunk
dunk
junk
sunk
shrunk
stunk
trunk
chipmunk

Unit 5

-ink

link
pink
sink
wink
blink
drink
stink
ink
think

Unit 6

-ing

king
ring
sing
wing
ding
spring
sting
swing
string

Unit 7 - 8

-ay

-ai

bay snail
day sail
may nail
ray pail
say tail
way paint
gray braid
play rain
tray train

Unit 9 - 10

-ee

-ea

bee beak
deer read
feet peach
see flea
tree squeak
queen mean
green beast
sheep eat
tweet treat

Unit 11

-oa

road
toad
foal
roar
boat
coat
goat
goal
soap

Unit 12

Bossy E

whale
white
snake
five
kite
cone
cube
June
name

Unit 13

Vowel
Walk

blue
glue
fruit
suit
die
pie
tie
clue
cried

Unit 14

oo

(as in boot)

moo food pool broom goose
zoo roof school spoon

Table of Contents

General Instructions
SF Phonics Word List
Table of Contents

– Unit 1 (Sh- Words) –

Sounds Fun Sh- Worksheet 1
Sounds Fun Sh- Worksheet 2
Sounds Fun Sh- Worksheet 3
Sounds Fun Sh- Worksheet 4
Sounds Fun Sh- Worksheet 5
Sounds Fun Sh- Flashcards 1
Sounds Fun Sh- Flashcards 2
Sounds Fun Sh- Flashcards 3
SFun Sh- Student Flashcards

– Unit 2 (Th- Words) –

Sounds Fun Th- Worksheet 1
Sounds Fun Th- Worksheet 2
Sounds Fun Th- Worksheet 3
Sounds Fun Th- Worksheet 4
Sounds Fun Th- Worksheet 5
Sounds Fun Th- Flashcards 1
Sounds Fun Th- Flashcards 2
Sounds Fun Th- Flashcards 3
SFun Th- Student Flashcards

– Unit 3 (Ch- Words) –

Sounds Fun Ch- Worksheet 1
Sounds Fun Ch- Worksheet 2
Sounds Fun Ch- Worksheet 3
Sounds Fun Ch- Worksheet 4
Sounds Fun Ch- Worksheet 5
Sounds Fun Ch- Flashcards 1
Sounds Fun Ch- Flashcards 2
Sounds Fun Ch- Flashcards 3
SFun Ch- Student Flashcards

– Unit 4 (-unk Words) –

Sounds Fun -unk Worksheet 1
Sounds Fun -unk Worksheet 2
Sounds Fun -unk Worksheet 3
Sounds Fun -unk Worksheet 4
Sounds Fun -unk Worksheet 5
Sounds Fun -unk Flashcards 1
Sounds Fun -unk Flashcards 2
Sounds Fun -unk Flashcards 3
SFun -unk Student Flashcards

– Unit 5 (-ink Words) –

Sounds Fun -ink Worksheet 1
Sounds Fun -ink Worksheet 2
Sounds Fun -ink Worksheet 3
Sounds Fun -ink Worksheet 4
Sounds Fun -ink Worksheet 5
Sounds Fun -ink Flashcards 1
Sounds Fun -ink Flashcards 2

Sounds Fun -ink Flashcards 3
SFun -ink Student Flashcards

– Unit 6 (-ing Words) –

Sounds Fun -ing Worksheet 1
Sounds Fun -ing Worksheet 2
Sounds Fun -ing Worksheet 3
Sounds Fun -ing Worksheet 4
Sounds Fun -ing Worksheet 5
Sounds Fun -ing Flashcards 1
Sounds Fun -ing Flashcards 2
Sounds Fun -ing Flashcards 3
SFun -ing Student Flashcards

– Unit 7 (-ay Words) –

Sounds Fun -ay Worksheet 1
Sounds Fun -ay Worksheet 2
Sounds Fun -ay Worksheet 3
Sounds Fun -ay Worksheet 4
Sounds Fun -ay Worksheet 5
Sounds Fun -ay Flashcards 1
Sounds Fun -ay Flashcards 2
Sounds Fun -ay Flashcards 3
SFun -ay Student Flashcards

– Unit 8 (-ai Words) –

Sounds Fun -ai Worksheet 1
Sounds Fun -ai Worksheet 2
Sounds Fun -ai Worksheet 3
Sounds Fun -ai Worksheet 4
Sounds Fun -ai Worksheet 5
Sounds Fun -ai Flashcards 1
Sounds Fun -ai Flashcards 2
Sounds Fun -ai Flashcards 3
SFun -ai Student Flashcards

– Unit 9 (-ee Words) –

Sounds Fun -ee Worksheet 1
Sounds Fun -ee Worksheet 2
Sounds Fun -ee Worksheet 3
Sounds Fun -ee Worksheet 4
Sounds Fun -ee Worksheet 5
Sounds Fun -ee Flashcards 1
Sounds Fun -ee Flashcards 2
Sounds Fun -ee Flashcards 3
SFun -ee Student Flashcards

– Unit 10 (-ea Words) –

Sounds Fun -ea Worksheet 1
Sounds Fun -ea Worksheet 2
Sounds Fun -ea Worksheet 3
Sounds Fun -ea Worksheet 4
Sounds Fun -ea Worksheet 5
Sounds Fun -ea Flashcards 1
Sounds Fun -ea Flashcards 2
Sounds Fun -ea Flashcards 3
SFun -ea Student Flashcards

– Unit 11 (-oa Words) –

Sounds Fun -oa Worksheet 1
Sounds Fun -oa Worksheet 2
Sounds Fun -oa Worksheet 3
Sounds Fun -oa Worksheet 4
Sounds Fun -oa Worksheet 5
Sounds Fun -oa Flashcards 1
Sounds Fun -oa Flashcards 2
Sounds Fun -oa Flashcards 3
SFun -oa Student Flashcards

– Unit 12 (Bossy E) –

Sounds Fun BE Worksheet 1
Sounds Fun BE Worksheet 2
Sounds Fun BE Worksheet 3
Sounds Fun BE Worksheet 4
Sounds Fun BE Worksheet 5
Sounds Fun BE Flashcards 1
Sounds Fun BE Flashcards 2
Sounds Fun BE Flashcards 3
SFun BE Student Flashcards

– Unit 13 (Vowel Walk) –

Sounds Fun VW Worksheet 1
Sounds Fun VW Worksheet 2
Sounds Fun VW Worksheet 3
Sounds Fun VW Worksheet 4
Sounds Fun VW Worksheet 5
Sounds Fun VW Flashcards 1
Sounds Fun VW Flashcards 2
Sounds Fun VW Flashcards 3
SFun VW Student Flashcards

– Unit 14 (oo Words) –

Sounds Fun oo Worksheet 1
Sounds Fun oo Worksheet 2
Sounds Fun oo Worksheet 3
Sounds Fun oo Worksheet 4
Sounds Fun oo Worksheet 5
Sounds Fun oo Flashcards 1
Sounds Fun oo Flashcards 2
Sounds Fun oo Flashcards 3
SFun oo Student Flashcards

– Blank Worksheets –

Sounds Fun Blank Worksheet 1
Sounds Fun Blank Worksheet 2
Sounds Fun Blank Worksheet 3
Sounds Fun Blank Worksheet 4
Sounds Fun Blank Worksheet 5
Sounds Fun Blank Flashcards 1
Sounds Fun Blank Flashcards 2
Sounds Fun Blank Flashcards 3
SFun Blank Student Flashcards

Unit 1

Sh Sound

(Sh- Family Words)


Worksheets & Flashcards

Look at the picture. Circle the correct word. Write the word on the line.

Name: _____



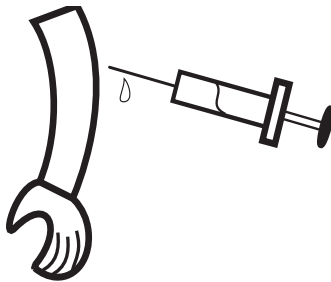
she he




sip ship



shoe so



sot shot




shell sell




sop shop



shut sun



sun shark



sheep seep



Trace and write
the sound spelling.

Name: _____

sh sh sh

Read the words. Color the boxes that have words with the sound spelling.




she	set	ship	sip	sheep
shoe	sit	sop	shop	seep
shark	shut	sat	shell	sell

Read the sentences, and write the correct words in the spaces.




_____ see the _____ .

shark We



_____ is my _____ .

She sheep





Trace and write
the sound spelling.

Name: _____

sh sh sh

Box, color, or highlight the sound spelling in each word.
Then draw a picture of the word in the box.



she	ship	shoe
shot	shell	shop
shut	shark	sheep

Read the sentences. Write the word on the line. Use the word bank below.

Name: _____

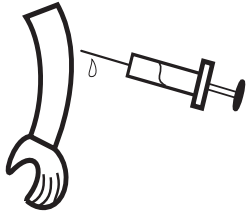
shop

shot

shut

ship


shell



He got a _____.




She can _____ it.



That is a _____.



We like this _____.



I see a big _____.

Read each sentence, and draw a picture to show what it means.

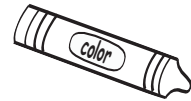



Name: _____

She likes to
shop for this.


That shark is
bad!

Write a sentence using a word with the "sh" spelling pattern.
Then draw a picture to show what your sentence means.






shark



sheep




shop




shut



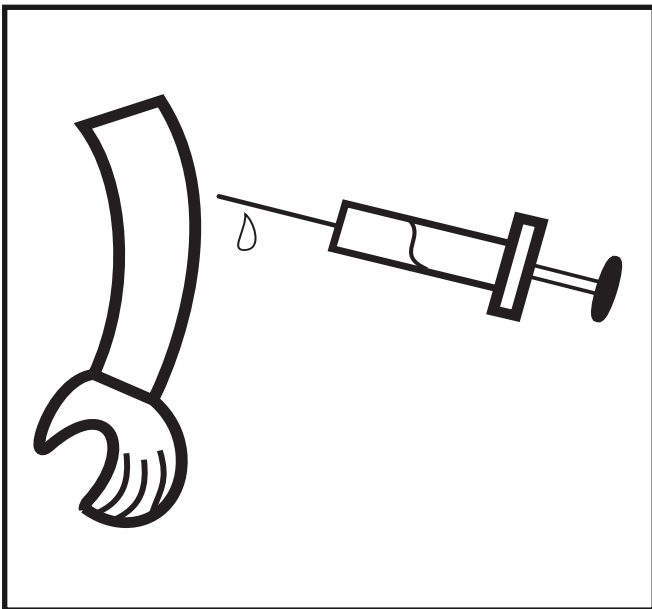
she



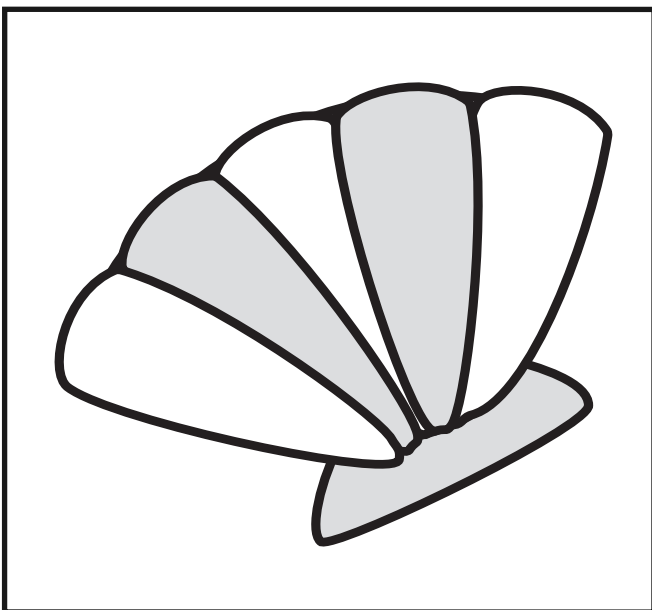
shoe



ship



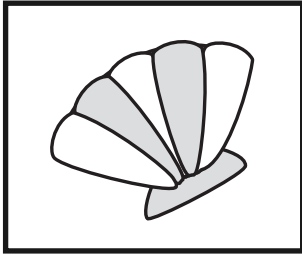
shot




shell

Sh- Family Flashcards

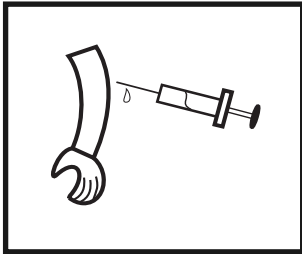
Cut the cards apart and practice matching the word to the picture.




shell




shop




shot




shut




shoe



shark



ship



sheep



she

Unit 2

Th Sound
(Th- Family Words)

Worksheets & Flashcards


Look at the picture. Circle the correct word. Write the word on the line.

Name: _____

the the
the

the the


that the




that the



hey they



thorn ton



hum thumb



tee three




there here



think tin



his this



Trace and write
the sound spelling.

Name: _____

th th th

Read the words. Color the boxes that have words with the sound spelling.



the	tan	that	hat	they
horn	thorn	his	this	hey
thumb	three	tee	there	here

Read the sentences, and write the correct words in the spaces.



_____ ship is _____!


The there



Do _____ see _____?

three you





Trace and write
the sound spelling.

Name: _____

th th th

Box, color, or highlight the sound spelling in each word.
Then draw a picture of the word in the box.



the	that	they
this	thorn	thumb
three	there	think

Read the sentences. Write the word on the line. Use the word bank below.

Name: _____


that thumb thorn think this



I _____ I can!



_____ dog is bad.



It has a _____.



_____ dog is fat!



Here is my _____.

Read each sentence, and draw a picture to show what it means.

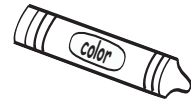


Name: _____

This is what
they like.

Here are
three pigs.

Write a sentence using a word with the "th" spelling pattern.
Then draw a picture to show what your sentence means.



the the
the

the the


the




that



they




this




thumb




three



there










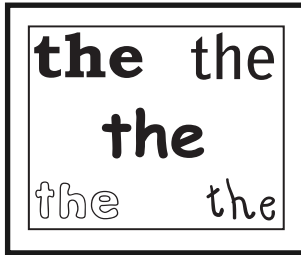
think



thorn

Th- Family Flashcards

Cut the cards apart and practice matching the word to the picture.




Unit 3

Ch Sound
(Ch- Family Words)

Worksheets & Flashcards

Look at the picture. Circle the correct word. Write the word on the line.

Name: _____




chin him



hop chomp




chop cop



hair chair




cheer here




hair chief



check heck




chick cat



hug chug

Trace and write
the sound spelling.

Name: _____



ch ch ch

Read the words. Color the boxes that have words with the sound spelling.




chin	him	chomp	cop	cat
hum	chum	hug	chug	chat
chip	hip	cheer	chick	check

Read the sentences, and write the correct words in the spaces.



_____ is my _____.

chin Here




I can _____ the _____.

chop tree



Trace and write
the sound spelling.

Name: _____



ch ch ch

Box, color, or highlight the sound spelling in each word.
Then draw a picture of the word in the box.



chin	chomp	chop
chug	chair	cheer
chief	check	chick

Read the sentences. Write the word on the line. Use the word bank below.

Name: _____


cheer

chair


chomp

chin

chug



Here is my _____.



That can go _____.



We like to _____.



You sit in a _____.



I can go _____.

Read each sentence, and draw a picture to show what it means.

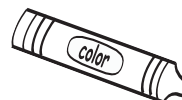



Name: _____

I like the chick.


That is my chin.

Write a sentence using a word with the "ch" spelling pattern.
Then draw a picture to show what your sentence means.





chick




chair




cheer



check




chin



chug



chief




chomp



chop

Ch- Family Flashcards


Cut the cards apart and practice matching the word to the picture.




chin




cheer




chomp




chief




chop




check



chug



chick



chair


Unit 4

Unk Sound
(-unk Family Words)

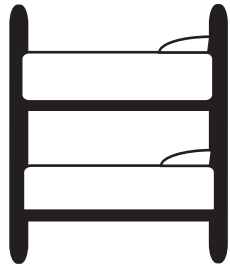
Worksheets & Flashcards

Look at the picture. Circle the correct word. Write the word on the line.


Name: _____



trunk tuck




buck bunk




junk jug




dunk duck



cat chipmunk



sunk sun



chunk chuck



shrunk shun



sunk skunk



Trace and write
the sound spelling.

Name: _____

unk unk

Read the words. Color the boxes that have words with the sound spelling.



skunk	sun	dunk	dun	junk
rink	sink	sunk	pun	trunk
chunk	shrunk	stunk	bunk	bun

Read the sentences, and write the correct words in the spaces.



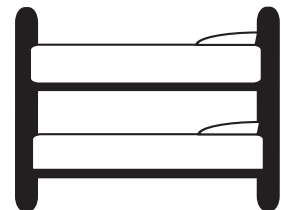
_____ not pet the _____!

skunk Do



I _____ the top _____.

want bunk





Trace and write
the sound spelling.

Name: _____

unk unk

Box, color, or highlight the sound spelling in each word.
Then draw a picture of the word in the box.



skunk	bunk	dunk
junk	chipmunk	sunk
chunk	shrunk	trunk

Read the sentences. Write the word on
the line. Use the word bank below.

Name: _____


dunk

junk


shrunk

sunk

trunk




This food is _____.



That ship _____.



My clothes _____.



She has a _____.



I like to _____ it.

Read each sentence, and draw a picture to show what it means.


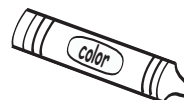


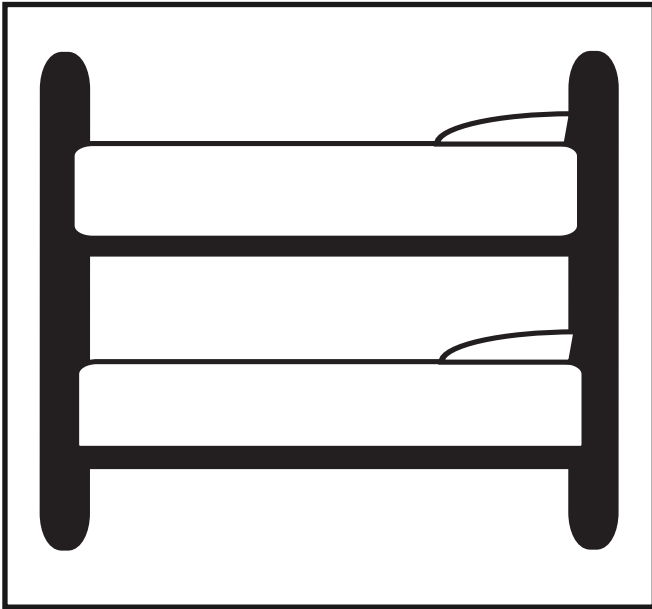
Name: _____

This food is
junk.


Run if you see
this skunk!

Write a sentence using a word with the "unk" spelling pattern.
Then draw a picture to show what your sentence means.






bunk




trunk




chunk




skunk



junk




dunk



sunk



shrunk




chip-
munk

-unk Family Flashcards

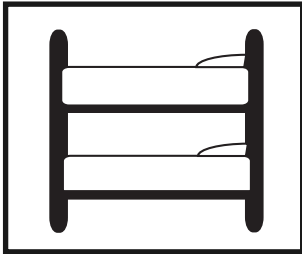
Cut the cards apart and practice matching the word to the picture.




skunk




sunk



bunk




chunk




dunk




shrunk



junk



trunk



**chip-
munk**


Unit 5

Ink Sound
(-ink Family Words)

Worksheets & Flashcards

Look at the picture. Circle the correct word. Write the word on the line.

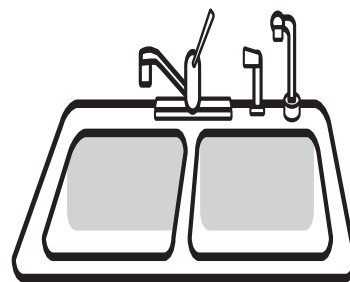
Name: _____




link lay




pack pink



sink sit



wall wink



blink black



drink did



still stink



into ink



think thick



Trace and write
the sound spelling.

Name: _____

ink ink ink

Read the words. Color the boxes that have words with the sound spelling.



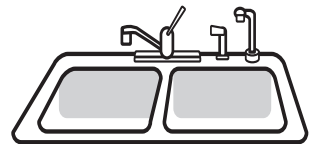
link	lay	pack	pink	sink
wall	wink	blink	black	drink
did	stink	still	ink	think

Read the sentences, and write the correct words in the spaces.



_____ use the _____ !

sink We



_____ is my _____ .

This drink





Trace and write
the sound spelling.

Name: _____

ink ink ink

Box, color, or highlight the sound spelling in each word.
Then draw a picture of the word in the box.




link	pink	sink
wink	blink	drink
stink	ink	think


Read the sentences. Write the word on the line. Use the word bank below.

Name: _____

drink wink blink pink sink



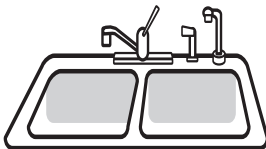
I can _____.



Did you _____ at me?



May I have a _____?



Wash it in the _____.



This color is _____.

Read each sentence, and draw a picture to show what it means.

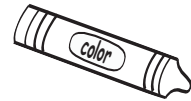


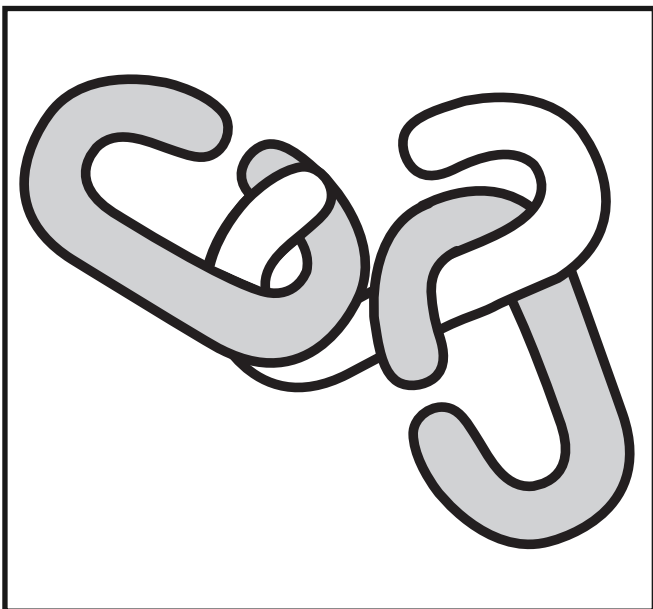
Name: _____

I think I spilled
pink ink!

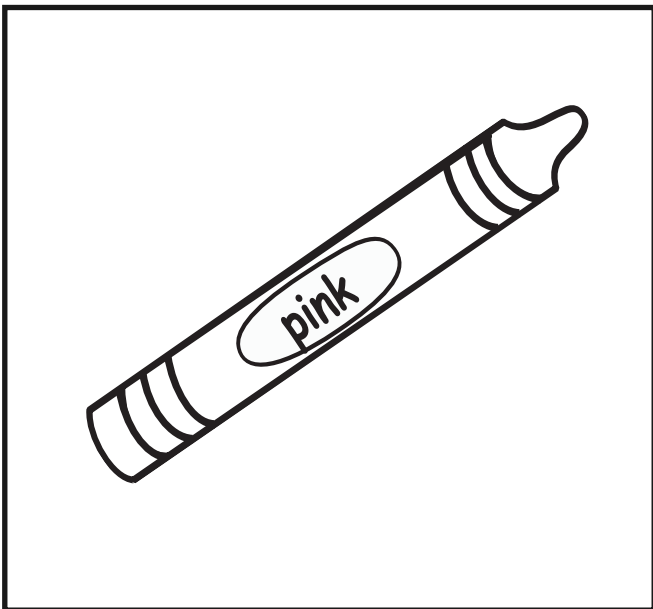
Don't drink
from the sink.

Write a sentence using a word with the "ink" spelling pattern.
Then draw a picture to show what your sentence means.

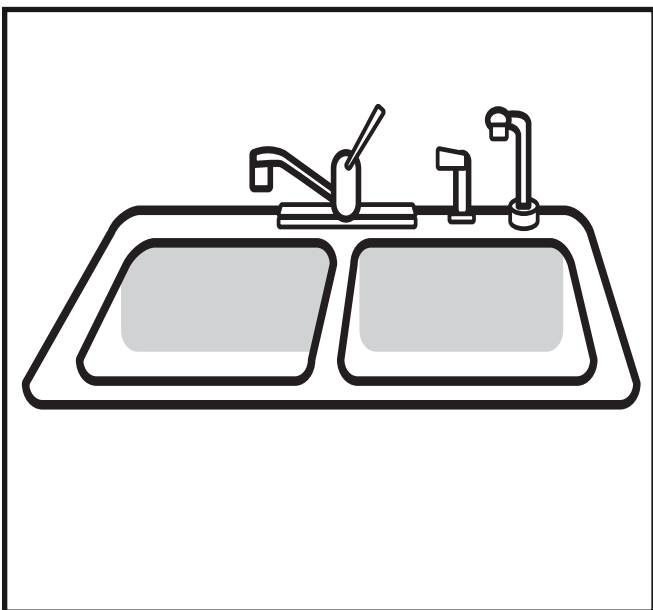





link




pink



sink




wink



blink



drink



stink



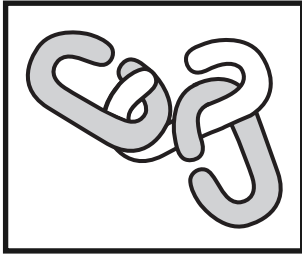
ink



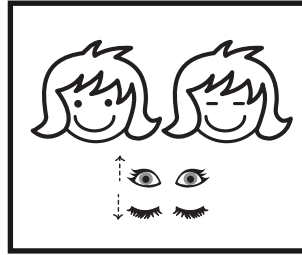
think

-ink Family Flashcards


Cut the cards apart and practice matching the word to the picture.



link



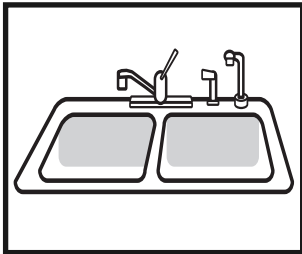
blink




pink




drink



sink




stink



wink



ink



think

Unit 6

Ing Sound

(-ing Family Words)


Worksheets & Flashcards

Look at the picture. Circle the correct word. Write the word on the line.

Name: _____




king kick



ring rat



sat sing



wing wack



did ding




spring spill



still sting



swing swipe



string stray



Trace and write
the sound spelling.

Name: _____

ing ing ing

Read the words. Color the boxes that have words with the sound spelling.



king	bit	ben	did	string
spring	ring	sing	sat	mit
sit	ding	wing	sting	swing

Read the sentences, and write the correct words in the spaces.




_____ bee did _____ !

sting The



_____ is a _____ .

This wing





Trace and write
the sound spelling.

Name: _____

ing ing ing

Box, color, or highlight the sound spelling in each word.
Then draw a picture of the word in the box.



king	ring	sing
wing	ding	spring
sting	swing	string

Read the sentences. Write the word on the line. Use the word bank below.

Name: _____

king swing wing sting sing




I like to _____ and play.



He is a good _____.



That bee did _____ me!



This is a little _____.



Let us _____ a song.

Read each sentence, and draw a picture to show what it means.

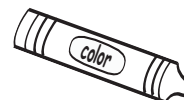


Name: _____

He is a king.


I like my ring!

Write a sentence using a word with the "ing" spelling pattern.
Then draw a picture to show what your sentence means.







king




ring



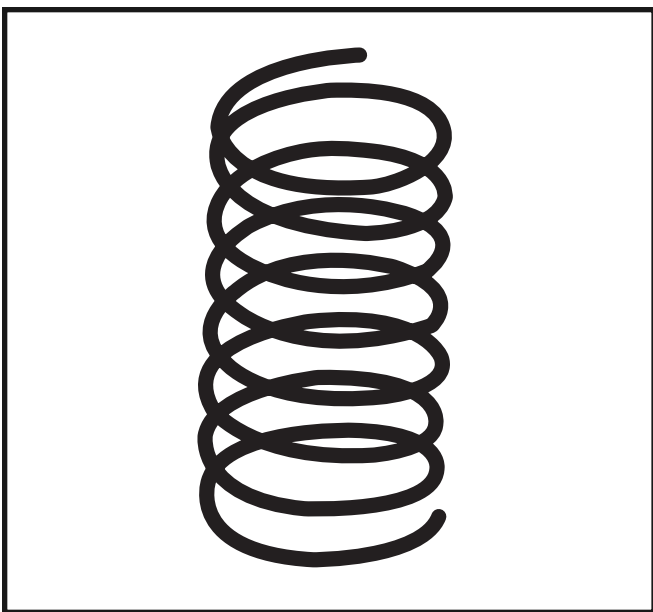
sing




wing




ding



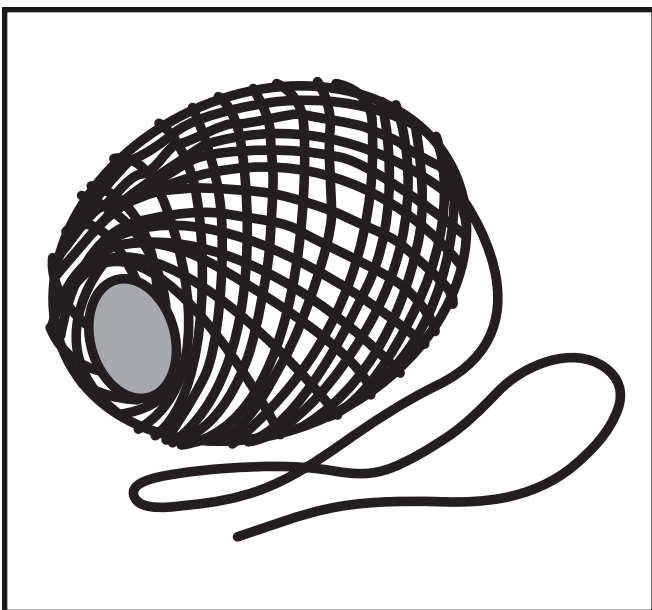
spring



sting




swing



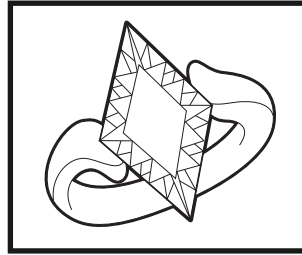
string

-ing Family Flashcards


Cut the cards apart and practice matching the word to the picture.



king




ring



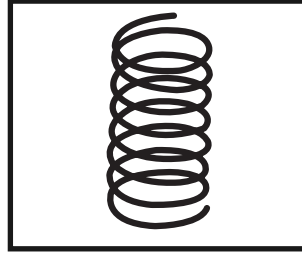
ding




sing




wing



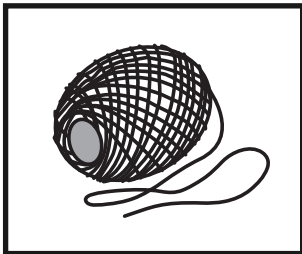
spring



sting



swing



string

Unit 7


Ay Sound

(-ay Family Words)


Worksheets & Flashcards

Look at the picture. Circle the correct word. Write the word on the line.

Name: _____




bay bad




did day

May						
Sun.	Mon.	Tues.	Wed.	Thur.	Fri.	Sat.
			1	2	3	4
5	6	7	8	9	10	11
12	13	14	15	16	17	18
19	20	21	22	23	24	25
26	27	28	29	30	31	

May mud



rat ray



say sad




way wag



gray grip



plop play



tray trap



Trace and write
the sound spelling.

Name: _____

ay ay ay

Read the words. Color the boxes that have words with the sound spelling.




bay	bat	Dan	day	May
rat	ray	say	sat	mat
way	what	hat	hay	pray

Read the sentences, and write the correct words in the spaces.




_____ pet the _____ !


ray We



_____ is my _____ .

This tray





Trace and write
the sound spelling.

Name: _____

ay ay ay

Box, color, or highlight the sound spelling in each word.
Then draw a picture of the word in the box.



bay	day	May
ray	gray	say
way	play	tray

Read the sentences. Write the word on the line. Use the word bank below.

Name: _____

ray

way


play

say


bay



May I _____ with you?



This is a _____.



We swim in the _____.



What did you _____?



We go that _____.

Read each sentence, and draw a picture to show what it means.

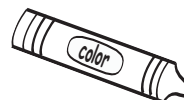



Name: _____

I like to play
this way!

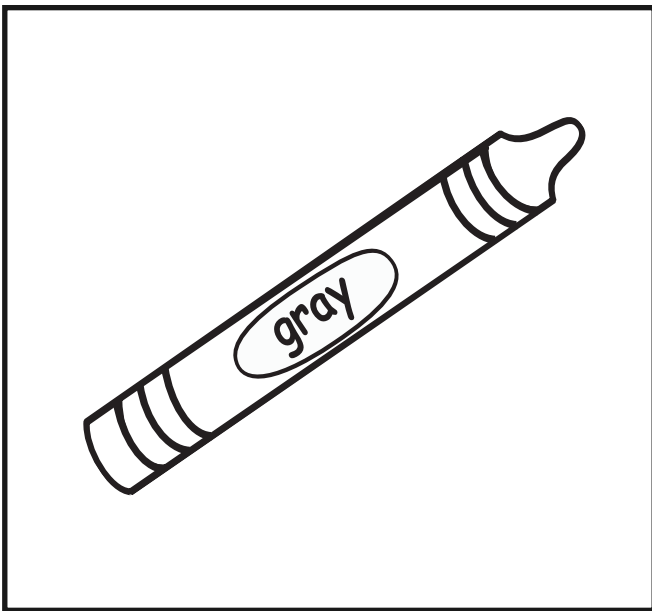
This thing is
gray.

Write a sentence using a word with the "ay" spelling pattern.
Then draw a picture to show what your sentence means.







day




gray




play




say



ray



tray



bay

May						
Sun.	Mon.	Tues.	Wed.	Thur.	Fri.	Sat.
			1	2	3	4
5	6	7	8	9	10	11
12	13	14	15	16	17	18
19	20	21	22	23	24	25
26	27	28	29	30	31	


May




way

-ay Family Flashcards


Cut the cards apart and practice matching the word to the picture.



day



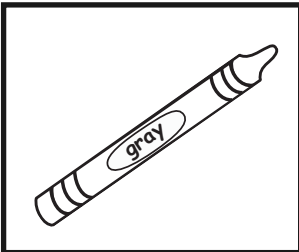
ray



bay

May						
Sun.	Mon.	Tues.	Wed.	Thur.	Fri.	Sat.
			1	2	3	4
5	6	7	8	9	10	11
12	13	14	15	16	17	18
19	20	21	22	23	24	25
26	27	28	29	30	31	


May




gray




way



play



tray



say

Unit 8

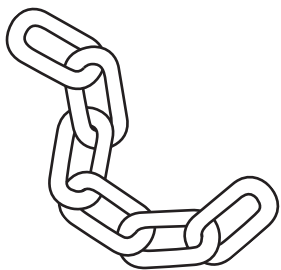
Ai Sound

(-ai- Family Words)


Worksheets & Flashcards

Look at the picture. Circle the correct word. Write the word on the line.


Name: _____



chain car



rain ran




train tan




paint pan



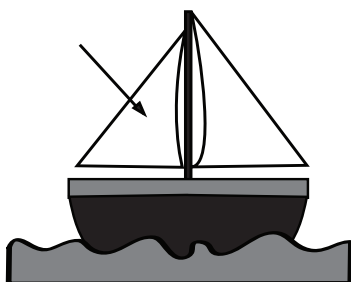
pal pail




tail tall




sail snail



sat sail



nail nit

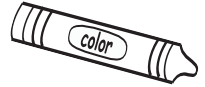


Trace and write
the sound spelling.

Name: _____

ai ai ai

Read the words. Color the boxes that have words with the sound spelling.



pat	paint	tail	tan	pal
pail	sat	sail	snail	nail
nag	car	chain	ran	rain

Read the sentences, and write the correct words in the spaces.




_____ like to _____ !


We paint



_____ has a _____ .

tail She





Trace and write
the sound spelling.

Name: _____

ai ai ai

Box, color, or highlight the sound spelling in each word.
Then draw a picture of the word in the box.



chain	rain	train
paint	tail	pail
snail	sail	nail


Read the sentences. Write the word on the line. Use the word bank below.

Name: _____

chain snail rain train nail




Do not step on a _____ !




This is a _____ .



Ducks like the _____ .



I can go on a _____ .



A _____ is gray.

Read each sentence, and draw a picture to show what it means.


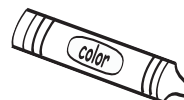


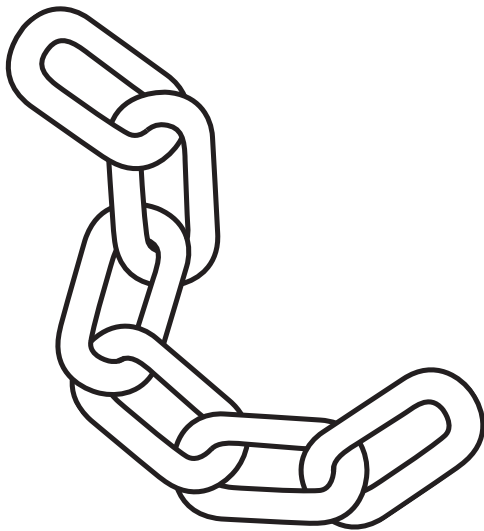
Name: _____

This train is fun!

I like to play in
the rain.

Write a sentence using a word with the "ai" spelling pattern.
Then draw a picture to show what your sentence means.






chain




rain




train




paint



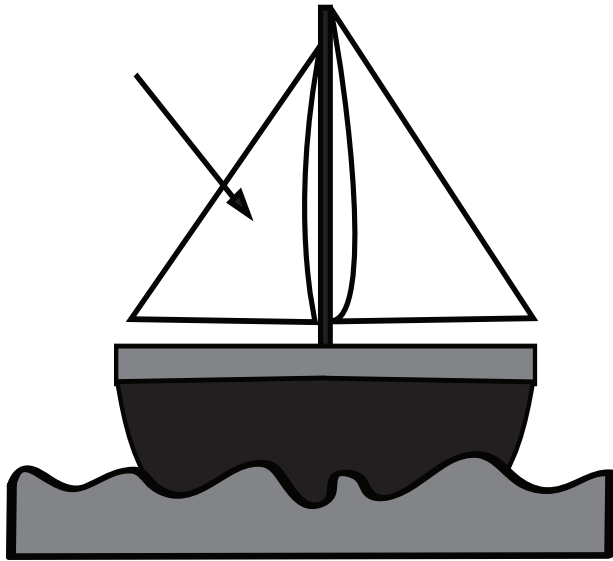
tail



pail



snail



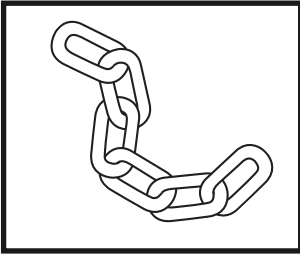
sail




nail

-ai Family Flashcards


Cut the cards apart and practice matching the word to the picture.




chain




pail



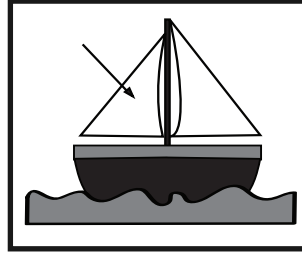
rain




snail




train




sail



paint



nail



tail

Unit 9


Ee Sound

(-ee- Family Words)


Worksheets & Flashcards

Look at the picture. Circle the correct word. Write the word on the line.

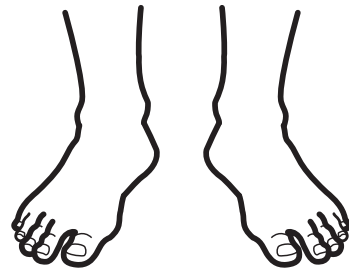
Name: _____



bee bell




deer duck




fell feet




sell see




take tree




queen quack



green get



sheep swipe



tock tweet



Trace and write
the sound spelling.

Name: _____

ee

ee

ee

Read the words. Color the boxes that have words with the sound spelling.




bee	bell	duck	deer	feet
fell	see	sit	tree	take
tweet	queen	clue	green	sheep

Read the sentences, and write the correct words in the spaces.



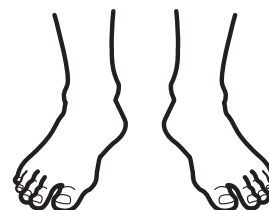
_____ at the _____ !

sheep Look



_____ have two _____ .

I feet





Trace and write
the sound spelling.

Name: _____

ee

ee

ee

Box, color, or highlight the sound spelling in each word.
Then draw a picture of the word in the box.



bee

deer

feet

see

tree

queen

green

sheep

tweet

Read the sentences. Write the word on
the line. Use the word bank below.

Name: _____

feet

green


bee

queen

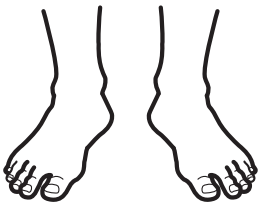
sheep




The grass is _____.



You can pet the _____!



My _____ are cold.



Long live the _____!



Don't touch that _____!

Read each sentence, and draw a picture to show what it means.


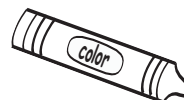


Name: _____

She is the
queen bee.


The sheep is
by a tree.

Write a sentence using a word with the "ee" spelling pattern.
Then draw a picture to show what your sentence means.

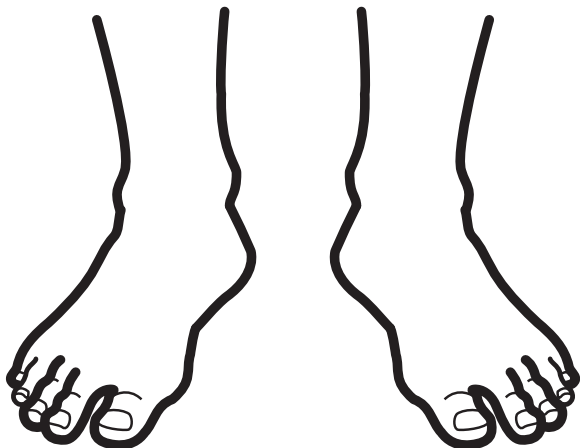





bee




deer




feet




see




tree




queen



green




sheep




tweet

-ee Family Flashcards

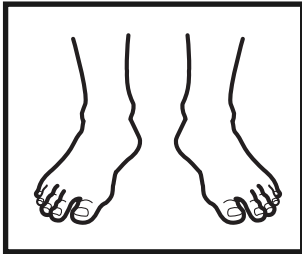
Cut the cards apart and practice matching the word to the picture.



bee



deer




feet




see




tree




queen



green



sheep



tweet

Unit 10


Ea Sound

(-ea- Family Words)

Worksheets & Flashcards

Look at the picture. Circle the correct word. Write the word on the line.


Name: _____




beak bell




rain read




pit peach




flick flea



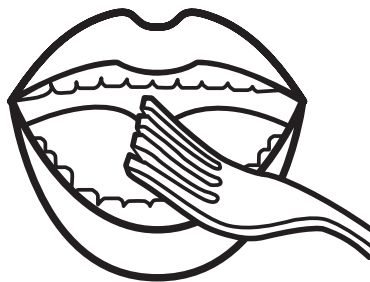
sack squeak




mean mix



best beast



eat end



tack treat



Trace and write
the sound spelling.

Name: _____

ea ea ea

Read the words. Color the boxes that have words with the sound spelling.




beak	best	beast	flea	fell
eat	end	read	rack	peach
treat	trade	clue	mean	mad

Read the sentences, and write the correct words in the spaces.



_____ ate a _____ !


peach She



_____ like to _____ .

We read





Trace and write
the sound spelling.

Name: _____

ea ea ea

Box, color, or highlight the sound spelling in each word.
Then draw a picture of the word in the box.



beak	read	peach
flea	squeak	mean
beast	eat	treat

Read the sentences. Write the word on the line. Use the word bank below.

Name: _____


peach

eat

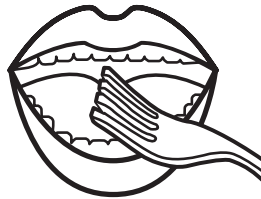
beast

treat


flea




The dog wants a _____.




It is time to _____!



The _____ bit him!



I will share my _____.



The _____ looks scary!

Read each sentence, and draw a picture to show what it means.

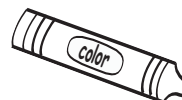



Name: _____

He can eat
his treat.

That beast
looks mean!

Write a sentence using a word with the "ea" spelling pattern.
Then draw a picture to show what your sentence means.







beak




read




peach




flea



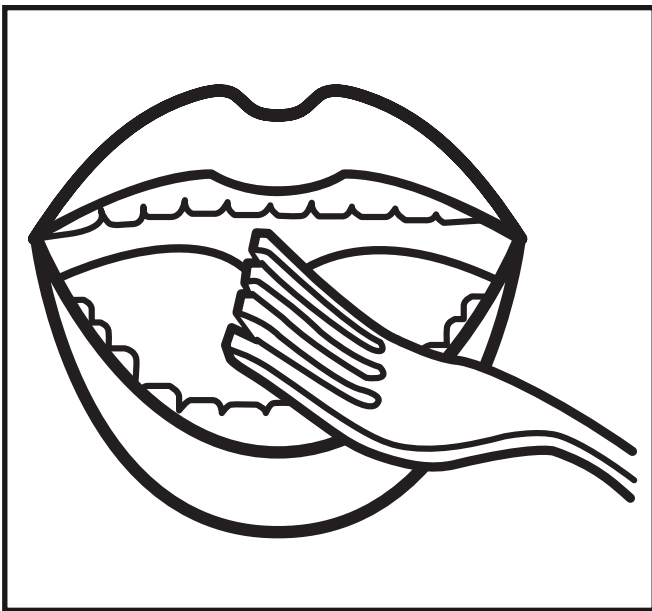
squeak




mean



beast




eat




treat

-ea Family Flashcards


Cut the cards apart and practice matching the word to the picture.




beak




read




peach




flea



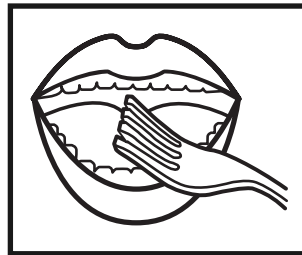
squeak




mean



beast



eat



treat

Unit 11


Oa Sound

(-oa- Family Words)


Worksheets & Flashcards

Look at the picture. Circle the correct word. Write the word on the line.


Name: _____




road rat



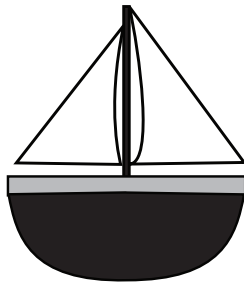
toad tap



fat foal




roar rack



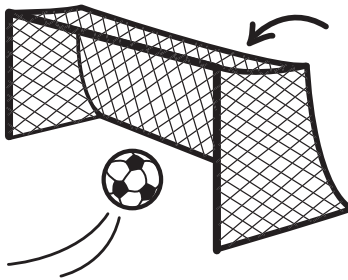
boat bit



coat cat




got goat



gone goal



soap soup



Trace and write
the sound spelling.

Name: _____

oa oa oa

Read the words. Color the boxes that have words with the sound spelling.




road	rat	tell	toad	foal
fall	roar	boat	back	goal
coat	get	hot	goat	soap

Read the sentences, and write the correct words in the spaces.



_____ down the _____ .


road It's



_____ wash with _____ .

I soap





Trace and write
the sound spelling.

Name: _____

oa oa oa

Box, color, or highlight the sound spelling in each word.
Then draw a picture of the word in the box.



road	toad	foal
roar	boat	coat
goat	goal	soap

Read the sentences. Write the word on the line. Use the word bank below.

Name: _____


toad

goal

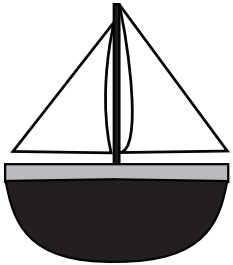
foal

boat

coat



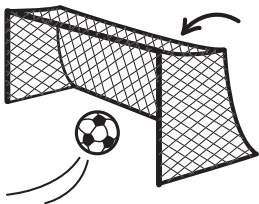
It's a big _____!




We sail on the _____.



She needs her _____.



Don't miss the _____!



She had a _____.

Read each sentence, and draw a picture to show what it means.

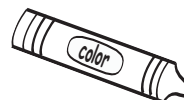



Name: _____

Take a coat
on the boat.


There's a toad
in the road!

Write a sentence using a word with the "oa" spelling pattern.
Then draw a picture to show what your sentence means.







road



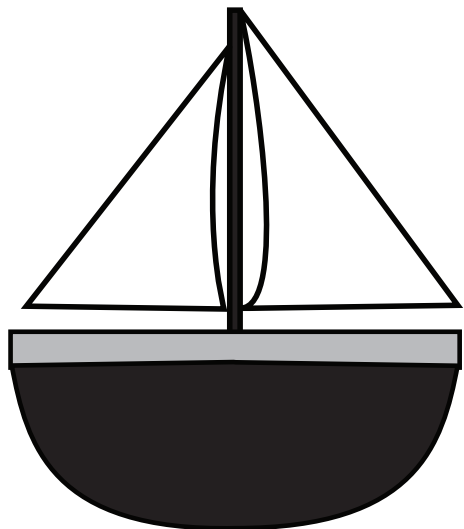
toad



foal




roar



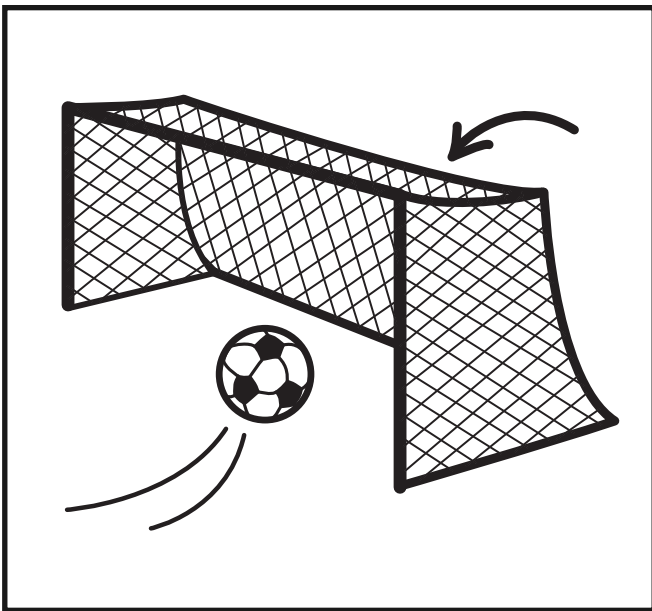
boat




coat



goat




goal




soap

-oa Family Flashcards


Cut the cards apart and practice matching the word to the picture.




road



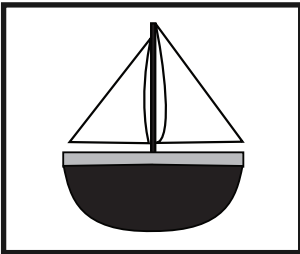
toad



foal




roar



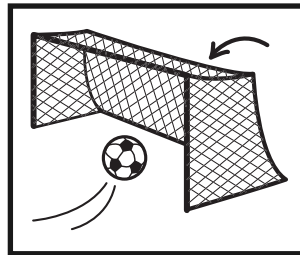
boat




coat



goat



goal



soap

Unit 12


Bossy E

(Bossy E - Phonics Rule)


Worksheets & Flashcards

Look at the picture. Circle the correct word. Write the word on the line.

Name: _____



whale wall



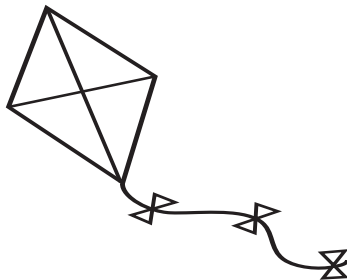
wit white




snake snack



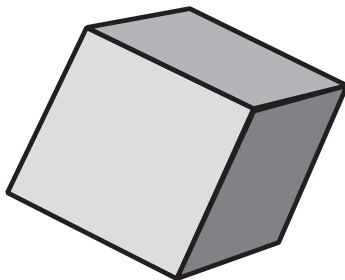
fell five



kick kite




cone call



cube can

June						
Sun.	Mon.	Tues.	Wed.	Thur.	Fri.	Sat.
			1	2	3	4
5	6	7	8	9	10	11
12	13	14	15	16	17	18
19	20	21	22	23	24	25
26	27	28	29	30	31	

jump June



name neat

Trace and write
the sound spelling.

Name: _____

Name

e

e

e

Read the words. Color the boxes that have words with the sound spelling.



cone	cat	June	jump	kite
five	cube	can	call	name
snake	snack	whale	wall	white


Read the sentences, and write the correct words in the spaces.



_____ see the _____ !

whale


We



_____ is my _____ .

This

name



Trace and write
the sound spelling.

Name: _____

Name



e

e

e

Box, color, or highlight the sound spelling in each word.
Then draw a picture of the word in the box.



whale

white

snake

five

kite

cone

cube

June

name

Read the sentences. Write the word on the line. Use the word bank below.

Name: _____


name

cone

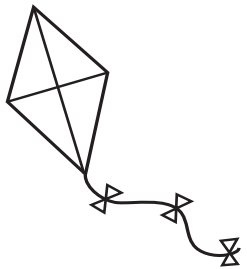
kite

five


whale



What is your _____?



See that _____ can fly.



The _____ can swim.



I eat the _____ too.



We saw _____ dogs.

Read each sentence, and draw a picture to show what it means.


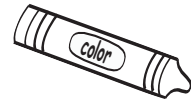



Name: _____

In June we get
to swim all day!

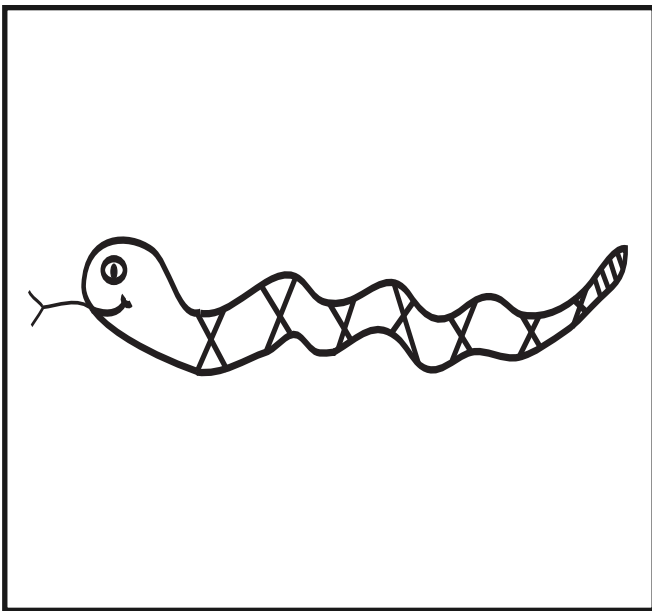
This snake is big
and it is red.

Write a sentence using a word with the Bossy E spelling pattern.
Then draw a picture to show what your sentence means.






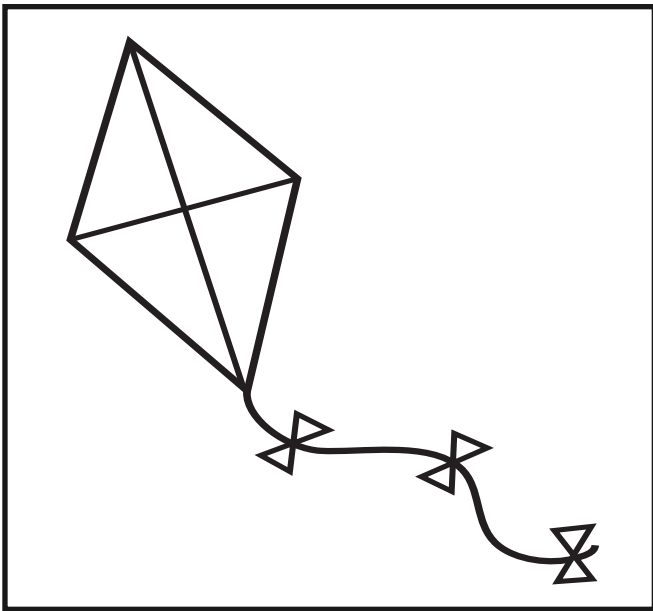
whale




snake




five



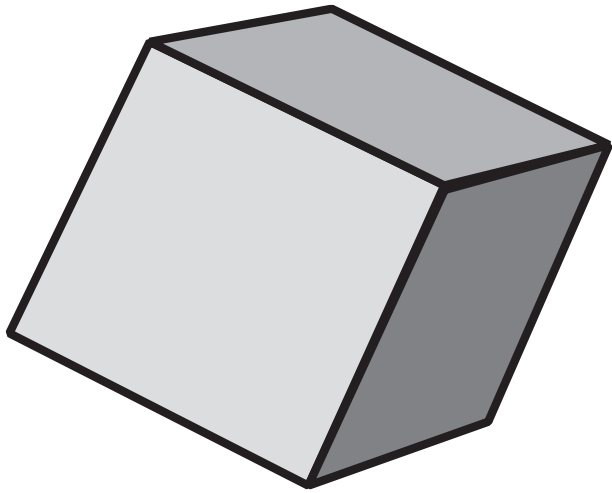
kite



white




cone



cube

June						
Sun.	Mon.	Tues.	Wed.	Thur.	Fri.	Sat.
			1	2	3	4
5	6	7	8	9	10	11
12	13	14	15	16	17	18
19	20	21	22	23	24	25
26	27	28	29	30	31	


June



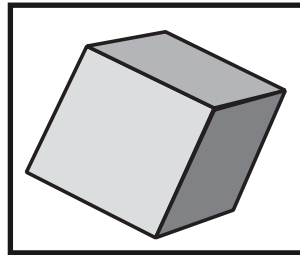
name

Bossy E Family Flashcards


Cut the cards apart and practice matching the word to the picture.



white




cube




cone

June						
Sun.	Mon.	Tues.	Wed.	Thur.	Fri.	Sat.
			1	2	3	4
5	6	7	8	9	10	11
12	13	14	15	16	17	18
19	20	21	22	23	24	25
26	27	28	29	30	31	

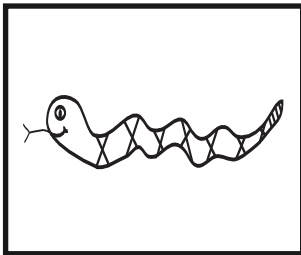
June



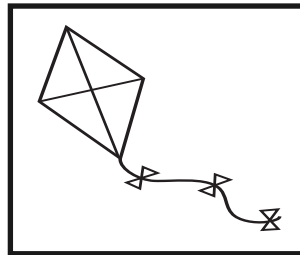
name




whale



snake



kite



five

Unit 13

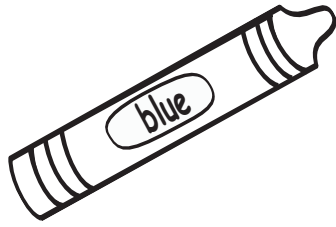
Vowel Walk

(Vowel - Phonics Rule)

Worksheets & Flashcards

Look at the picture. Circle the correct word. Write the word on the line.


Name: _____



blue bat




glue get




for fruit



said suit



die did




pig pie



top tie



clue come



can cried

Trace and write
the sound spelling.

Name: _____


Cried

ue ue ie ie

Read the words. Color the boxes that have words with the sound spelling.




blue	pie	fat	suit	men
ran	tie	say	sad	fruit
clue	this	cried	die	glue

Read the sentences, and write the correct words in the spaces.



_____ color is _____ .

blue This



_____ made a _____ .

She pie



Trace and write
the sound spelling.

Name: _____


Cried

ui ui ie ie

Box, color, or highlight the sound spelling in each word.
Then draw a picture of the word in the box.



blue	glue	fruit
suit	die	pie
tie	clue	cried

Read the sentences. Write the word on the line. Use the word bank below.

Name: _____


glue fruit pie blue clue



I want some _____.



Let's eat the _____!



The sky is _____.



_____ is sticky!



She found the _____!

Read each sentence, and draw a picture to show what it means.


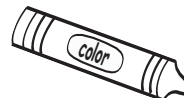


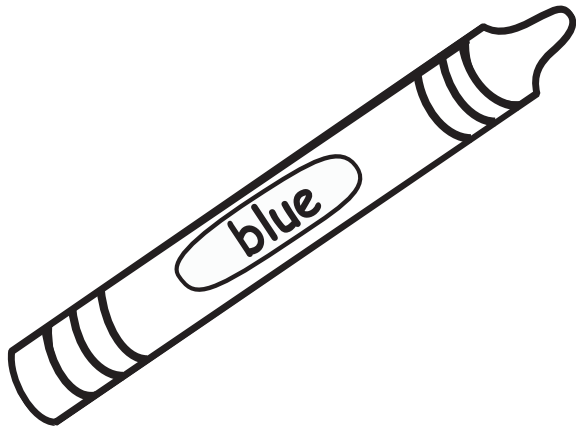
Name: _____

His tie is
blue.

There is fruit
in the pie.

Write a sentence using a word with the Vowel Walk spelling pattern.
Then draw a picture to show what your sentence means.







blue




glue




fruit




suit



die




pie



tie



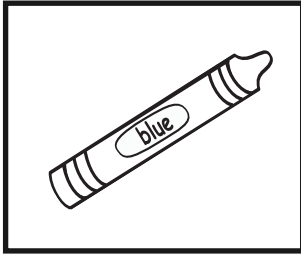
clue



cried

Vowel Walk Family Flashcards


Cut the cards apart and practice matching the word to the picture.



blue




glue




fruit




suit



die



pie



tie



clue



cried

Unit 14

OO Sound


(-oo Family Words)

(As in boot, not book)


Worksheets & Flashcards

Look at the picture. Circle the correct word. Write the word on the line.


Name: _____




mom moo



zoo zero



fall food




roof rock




pole pool




school shy




brat broom



spoon spot



get goose



Trace and write
the sound spelling.

Name: _____

oo oo oo

Read the words. Color the boxes that have words with the sound spelling.




moo	mod	fat	food	roof
pool	poke	school	sack	tack
broom	box	spot	spoon	goose

Read the sentences, and write the correct words in the spaces.



_____ cow can _____ !


That moo



_____ like my _____ .

school I





Trace and write
the sound spelling.

Name: _____



Box, color, or highlight the sound spelling in each word.
Then draw a picture of the word in the box.



food	moo	roof
zoo	pool	school
broom	spoon	goose

Read the sentences. Write the word on the line. Use the word bank below.

Name: _____

food

moo

spoon

school

pool



This is a fun _____!




She has a _____.



That cow goes _____.



Let's swim in the _____!



I eat _____.

Read each sentence, and draw a picture to show what it means.

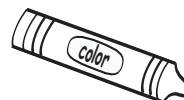



Name: _____

I eat some food
with a spoon.


There's a goose
in the pool!

Write a sentence using a word with the "oo" spelling pattern.
Then draw a picture to show what your sentence means.






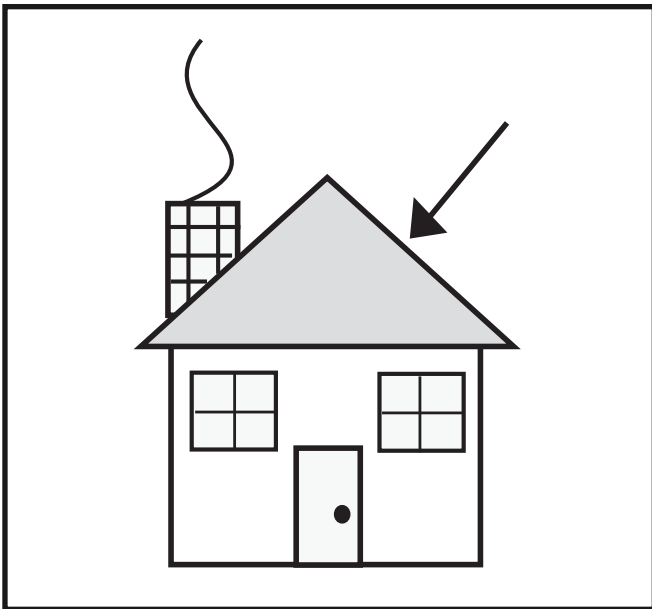
moo



zoo



food




roof




pool




school



broom




spoon



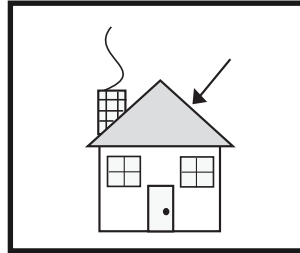
goose

oo Family Flashcards


Cut the cards apart and practice matching the word to the picture.




moo



roof



zoo




food




school




pool



broom



spoon



goose

Blank Worksheets


to create your own projects


Look at the picture. Circle the correct word. Write the word on the line.

Name: _____

This image shows a blank sheet of white paper with a black border. At the bottom of the page, there are three horizontal lines for handwriting practice: a solid top line, a dashed middle line, and a solid bottom line. The rest of the page is completely blank.This image shows a blank sheet of white paper with a black border. At the bottom of the page, there are three horizontal lines for handwriting practice: a solid top line, a dashed middle line, and a solid bottom line. The rest of the page is empty.[illegible]This image shows a blank sheet of handwriting practice paper. It features three horizontal lines spanning the width of the page: a solid top line, a dashed middle line, and a solid bottom line. The area between the top and middle lines is intended for uppercase letter formation, while the area between the middle and bottom lines is for lowercase letters. The entire sheet is enclosed in a black rectangular border.

Name: _____



A dashed rounded rectangle is positioned in the lower-left area of the page.

Trace and write
the sound spelling.

Name: _____

Box, color, or highlight the sound spelling in each word.
Then draw a picture of the word in the box.



Read the sentences. Write the word on
the line. Use the word bank below.


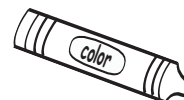
Name: _____







Read each sentence, and draw a picture to show what it means.



Name: _____

Write a sentence using a word with the " " spelling pattern.
Then draw a picture to show what your sentence means.





Flashcards

Cut the cards apart and practice matching the word to the picture.

