






Sounds Fun Phonics

(-ar, -or, -er, -ir, -ur, -oy, -oi, -ow, -ou,
-aw, -au, -ew, -igh, Magic Y)

Sound Spelling Patterns & Phonics Rules • Volume 2 Worksheets & Flashcards



by Heidi Butkus
and Tammi Casamassa

General Instructions

1. The worksheets can be used in any order. They do not build one upon another in difficulty. However, it is assumed that children that are learning the sh-, ch-, and th- digraphs are probably just learning to read, so the worksheets in the first volume are a little easier than what you'll find in this volume, Sound Fun Phonics Spelling Patterns & Phonics Rules, Volume 2.
2. Always introduce the new words and pictures with the flash cards before asking the children to complete a worksheet. Children benefit from sounding out the new words together and matching them to their pictures on a pocket chart, for example. They can also sort their words by word family on a pocket chart, etc.
3. There is a set of very small flash cards that are small enough to send home with your students for extra practice in reading, matching, and sorting with a minimal amount of photocopying. You may wish to include this as part of your weekly homework.
4. A set of blank worksheets and flash cards have been included so that you can make additional materials for your students using the same format. Feel free to add new words and pictures from your existing materials and use them as you see fit. If there are words and pictures that you need, feel free to contact us by phone or e-mail to see if we have an existing picture. We will be keeping a list of pictures and words needed and will make periodic updates.
5. You probably will find that you have too many worksheets to use them all. Heidi selects the one or two that her students seem to need to practice the most, and uses those. She usually sends the flash cards home for homework, along with one or two of the worksheets.
6. If you find errors or omissions, etc., please let us know. We can fix them and email you a corrected document. In addition, if there is a sentence or item that your students find confusing, let us know, and we will do our best to fix that as well. Your help in this area is greatly appreciated!

Enjoy!

Sounds Fun Phonics - Word List

Unit 1

-ar

bar
car
jar
star
bark
park
shark
arm
barn

Unit 2

-or

thorn
sword
fork
corn
horn
sort
shorts
sport
orange

Unit 3 - 4 - 5

-er

-ir

-ur

her stir fur
tiger bird curl
flower third nurse
biker shirt purse
boxer skirt turn
dozer dirt purple
winner girl burp
super squirt surf
under circle purr

Unit 6 - 7

-oy

-oi

boy oink
joy boil
toy soil
coy coin
cowboy join
annoy oil
enjoy boing
royals point
oyster droid

Unit 8 - 9

-au

-aw

author caw
auto jaw
launch saw
aunt paw
haunt claw
autumn draw
August fawn
autograph straw
sauce hawk

Unit 10 - 11

-ow

-ou

owl couch
frown cloud
crown found
clown house
brown mouse
meow snout
how spout
down mouth
cow count

Unit 12

-ew

grew
flew
chew
screw
few
new
blew
brew
stew

Unit 13

-igh

high
sight
right
light
thigh
flight
night
fight
knight

Unit 14

Magic Y

happy
puppy
kitty
fuzzy
mommy
daddy
pretty
ugly
funny

Table of Contents

General Instructions
SF Phonics Vol. 2 Word List
Table of Contents

– Unit 1 (-ar Words) –

Sounds Fun -ar Worksheet 1
Sounds Fun -ar Worksheet 2
Sounds Fun -ar Worksheet 3
Sounds Fun -ar Worksheet 4
Sounds Fun -ar Worksheet 5
Sounds Fun -ar Flashcards 1
Sounds Fun -ar Flashcards 2
Sounds Fun -ar Flashcards 3
SFun -ar Student Flashcards

– Unit 2 (-or Words) –

Sounds Fun -or Worksheet 1
Sounds Fun -or Worksheet 2
Sounds Fun -or Worksheet 3
Sounds Fun -or Worksheet 4
Sounds Fun -or Worksheet 5
Sounds Fun -or Flashcards 1
Sounds Fun -or Flashcards 2
Sounds Fun -or Flashcards 3
SFun -or Student Flashcards

– Unit 3 (-er Words) –

Sounds Fun -er Worksheet 1
Sounds Fun -er Worksheet 2
Sounds Fun -er Worksheet 3
Sounds Fun -er Worksheet 4
Sounds Fun -er Worksheet 5
Sounds Fun -er Flashcards 1
Sounds Fun -er Flashcards 2
Sounds Fun -er Flashcards 3
SFun -er Student Flashcards

– Unit 4 (-ir Words) –

Sounds Fun -ir Worksheet 1
Sounds Fun -ir Worksheet 2
Sounds Fun -ir Worksheet 3
Sounds Fun -ir Worksheet 4
Sounds Fun -ir Worksheet 5
Sounds Fun -ir Flashcards 1
Sounds Fun -ir Flashcards 2
Sounds Fun -ir Flashcards 3
SFun -ir Student Flashcards

– Unit 5 (-ur Words) –

Sounds Fun -ur Worksheet 1
Sounds Fun -ur Worksheet 2
Sounds Fun -ur Worksheet 3
Sounds Fun -ur Worksheet 4
Sounds Fun -ur Worksheet 5
Sounds Fun -ur Flashcards 1
Sounds Fun -ur Flashcards 2

Sounds Fun -ur Flashcards 3
SFun -ur Student Flashcards

– Unit 6 (-oy Words) –

Sounds Fun -oy Worksheet 1
Sounds Fun -oy Worksheet 2
Sounds Fun -oy Worksheet 3
Sounds Fun -oy Worksheet 4
Sounds Fun -oy Worksheet 5
Sounds Fun -oy Flashcards 1
Sounds Fun -oy Flashcards 2
Sounds Fun -oy Flashcards 3
SFun -oy Student Flashcards

– Unit 7 (-oi Words) –

Sounds Fun -oi Worksheet 1
Sounds Fun -oi Worksheet 2
Sounds Fun -oi Worksheet 3
Sounds Fun -oi Worksheet 4
Sounds Fun -oi Worksheet 5
Sounds Fun -oi Flashcards 1
Sounds Fun -oi Flashcards 2
Sounds Fun -oi Flashcards 3
SFun -oi Student Flashcards

– Unit 8 (-au Words) –

Sounds Fun -au Worksheet 1
Sounds Fun -au Worksheet 2
Sounds Fun -au Worksheet 3
Sounds Fun -au Worksheet 4
Sounds Fun -au Worksheet 5
Sounds Fun -au Flashcards 1
Sounds Fun -au Flashcards 2
Sounds Fun -au Flashcards 3
SFun -au Student Flashcards

– Unit 9 (-aw Words) –

Sounds Fun -aw Worksheet 1
Sounds Fun -aw Worksheet 2
Sounds Fun -aw Worksheet 3
Sounds Fun -aw Worksheet 4
Sounds Fun -aw Worksheet 5
Sounds Fun -aw Flashcards 1
Sounds Fun -aw Flashcards 2
Sounds Fun -aw Flashcards 3
SFun -aw Student Flashcards

– Unit 10 (-ow Words) –

Sounds Fun -ow Worksheet 1
Sounds Fun -ow Worksheet 2
Sounds Fun -ow Worksheet 3
Sounds Fun -ow Worksheet 4
Sounds Fun -ow Worksheet 5
Sounds Fun -ow Flashcards 1
Sounds Fun -ow Flashcards 2
Sounds Fun -ow Flashcards 3
SFun -ow Student Flashcards

– Unit 11 (-ou Words) –

Sounds Fun -ou Worksheet 1
Sounds Fun -ou Worksheet 2
Sounds Fun -ou Worksheet 3
Sounds Fun -ou Worksheet 4
Sounds Fun -ou Worksheet 5
Sounds Fun -ou Flashcards 1
Sounds Fun -ou Flashcards 2
Sounds Fun -ou Flashcards 3
SFun -ou Student Flashcards

– Unit 12 (-ew Words) –

Sounds Fun -ew Worksheet 1
Sounds Fun -ew Worksheet 2
Sounds Fun -ew Worksheet 3
Sounds Fun -ew Worksheet 4
Sounds Fun -ew Worksheet 5
Sounds Fun -ew Flashcards 1
Sounds Fun -ew Flashcards 2
Sounds Fun -ew Flashcards 3
SFun -ew Student Flashcards

– Unit 13 (-igh Words) –

Sounds Fun -igh Worksheet 1
Sounds Fun -igh Worksheet 2
Sounds Fun -igh Worksheet 3
Sounds Fun -igh Worksheet 4
Sounds Fun -igh Worksheet 5
Sounds Fun -igh Flashcards 1
Sounds Fun -igh Flashcards 2
Sounds Fun -igh Flashcards 3
SFun -igh Student Flashcards

– Unit 14 (Magic Y) –

Sounds Fun MY Worksheet 1
Sounds Fun MY Worksheet 2
Sounds Fun MY Worksheet 3
Sounds Fun MY Worksheet 4
Sounds Fun MY Worksheet 5
Sounds Fun MY Flashcards 1
Sounds Fun MY Flashcards 2
Sounds Fun MY Flashcards 3
SFun MY Student Flashcards

– Blank Worksheets –

Sounds Fun Blank Worksheet 1
Sounds Fun Blank Worksheet 2
Sounds Fun Blank Worksheet 3
Sounds Fun Blank Worksheet 4
Sounds Fun Blank Worksheet 5
Sounds Fun Blank Flashcards 1
SFun Blank Student Flashcards


Unit 1

Ar Sound
(-ar Family Words)

Worksheets & Flashcards

Look at the picture. Circle the correct word. Write the word on the line.


Name: _____




can car




stop star




arm and




shop shark



barn blue




jam jar



bad bar



park play



ball bark

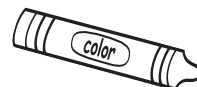


Trace and write
the sound spelling.

Name: _____

ar ar ar

Read the words. Color the boxes that have words with the sound spelling.



bar	bun	did	jar	set
car	ran	star	arm	bark
far	are	park	and	shark

Read the sentences, and write the correct words in the spaces.



_____ a big _____ !

star What



_____ your dog _____ ?

Did bark





Trace and write
the sound spelling.

Name: _____

ar ar ar

Circle, color, or highlight the sound spelling in each word.
Then illustrate the word in the box.



car	jar	star
shark	bark	arm
bar	barn	park

Read the sentences. Write the word on the line. Use the word bank below.

Name: _____


jar

shark


barn

arm


car



That bug is on his _____.




A _____ has a fin.



The _____ is red.



What is in the _____?



That _____ can go fast.

Read each sentence, and draw a picture to show what it means.

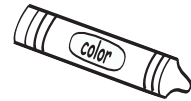



Name: _____

We can go to
the park!


This is a gray
and white shark.

Write a sentence using a word with the "ar" spelling pattern.
Then draw a picture to show what your sentence means.





bar




car



jar




star




bark




park



shark




arm




barn

Ar Family Flashcards


Cut the cards apart and practice matching the word to the picture.




bar



park



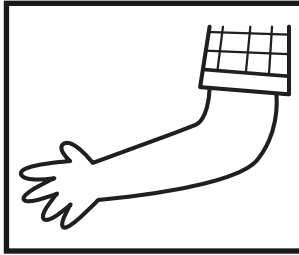
car




shark




jar




arm



star



barn



bark


Unit 2

Or Sound
(-or Family Words)


Worksheets & Flashcards

Look at the picture. Circle the correct word. Write the word on the line.


Name: _____




out orange




sport spot




shot shorts




sand sort




hold horn




corn candy




fork fell



sword swim



them thorn



Trace and write
the sound spelling.

Name: _____

or or or

Read the words. Color the boxes that have words with the sound spelling.




born	bat	thorn	hen	nut
tap	torn	sword	sport	corn
horn	sort	hat	shorts	fork

Read the sentences, and write the correct words in the spaces.




_____ had on _____.

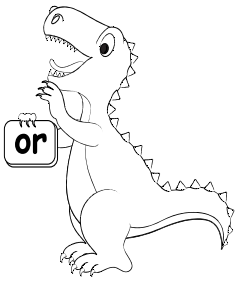
shorts He



_____ have a _____.

You sword





Trace and write
the sound spelling.

Name: _____

or or or

Circle, color, or highlight the sound spelling in each word.
Then illustrate the word in the box.




fork	corn	horn
sort	shorts	orange
thorn	sword	sport

Read the sentences. Write the word on the line. Use the word bank below.

Name: _____


thorn fork sword sport orange




My _____ is fun to do.




There is a _____ on it.



Eat it with a _____.



That _____ is so big!



We have an _____.

Read each sentence, and draw a picture to show what it means.

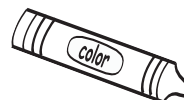


Name: _____

I like to honk
this horn!


You have on
purple shorts.

Write a sentence using a word with the "or" spelling pattern.
Then draw a picture to show what your sentence means.







thorn



sword




fork




corn




horn




sort



shorts




sport



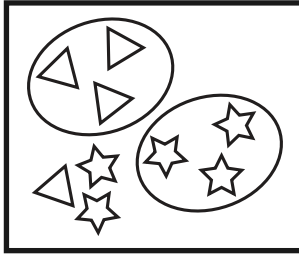
orange

Or Family Flashcards


Cut the cards apart and practice matching the word to the picture.




thorn




sort




sword




shorts



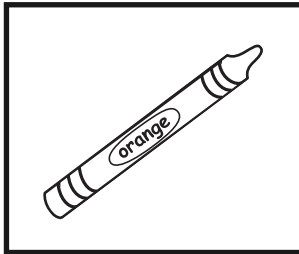
fork



sport



corn



orange



horn

Unit 3

Er Sound
(-er Family Words)


Worksheets & Flashcards

Look at the picture. Circle the correct word. Write the word on the line.


Name: _____



help her




tiger tip




from flower




boxer baby




black biker



under udder




down dozer



winner went



said super



Trace and write
the sound spelling.

Name: _____

er er er

Read the words. Color the boxes that have words with the sound spelling.



help	flower	not	under	up
biker	him	her	winner	super
clover	boxer	dozer	down	over


Read the sentences, and write the correct words in the spaces.



_____ are the _____ !

winner

You

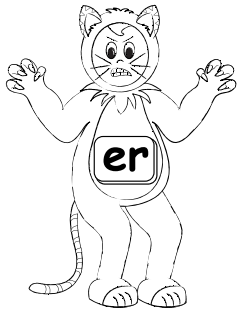


_____ a big _____ !

What

tiger





Trace and write
the sound spelling.

Name: _____

er er er

Circle, color, or highlight the sound spelling in each word.
Then illustrate the word in the box.



tiger	winner	flower
super	under	dozer
biker	her	boxer

Read the sentences. Write the word on the line. Use the word bank below.

Name: _____


biker

winner

tiger

her


under



Then he went _____ it.



My _____ is a pink one.



She is the big _____!



That _____ went fast.



They can go with _____.

Read each sentence, and draw a picture to show what it means.

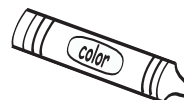



Name: _____

She is a super jumper!


That dozer dug a big pit.

Write a sentence using a word with the "er" spelling pattern.
Then draw a picture to show what your sentence means.







her




tiger




flower




biker




boxer




dozer



winner



super



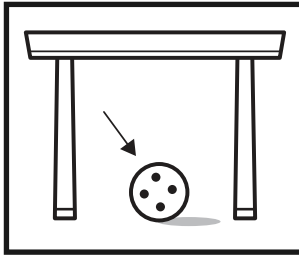
under

Er Family Flashcards


Cut the cards apart and practice matching the word to the picture.




her




under




tiger




dozer



flower




winner



biker



super



boxer

Unit 4


Ir Sound

(-ir Family Words)


Worksheets & Flashcards

Look at the picture. Circle the correct word. Write the word on the line.

Name: _____




cent circle



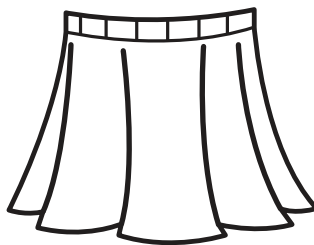
squirt squid




get girl



dirt dish




skip skirt




shirt shell




them third



bird bike



stir step



Trace and write
the sound spelling.

Name: _____

ir ir ir

Read the words. Color the boxes that have words with the sound spelling.




squirt	bit	third	win	dirt
van	skirt	circle	shirt	mat
twirl	stir	bird	Tim	girl

Read the sentences, and write the correct words in the spaces.



_____ my green _____.


See shirt



_____ are a _____.

girl You





Trace and write
the sound spelling.

Name: _____

ir ir ir

Circle, color, or highlight the sound spelling in each word.
Then illustrate the word in the box.



girl	circle	squirt
stir	dirt	skirt
shirt	third	bird

Read the sentences. Write the word on the line. Use the word bank below.

Name: _____


bird

shirt


girl

stir

dirt



There is _____ on it.




That _____ is green.



She is a _____ in yellow.



Did you _____ it?



We got the blue _____.

Read each sentence, and draw a picture to show what it means.

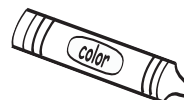



Name: _____

Squirt the kids
with this hose.


This is a yellow
bird.

Write a sentence using a word with the "ir" spelling pattern.
Then draw a picture to show what your sentence means.






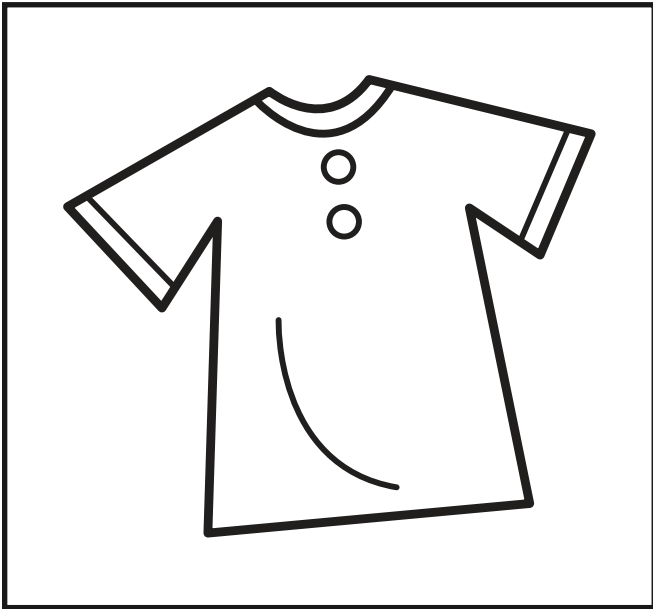
stir




bird




third



shirt




skirt




dirt



girl




squirt




circle

Ir Family Flashcards


Cut the cards apart and practice matching the word to the picture.



stir




dirt




bird




girl



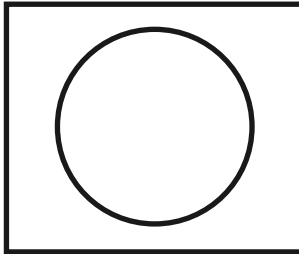
third




squirt



shirt



circle



skirt


Unit 5

Ur Sound
(-ur Family Words)

Worksheets & Flashcards

Look at the picture. Circle the correct word. Write the word on the line.

Name: _____




for fur




curl can




not nurse




purse pup



tub turn




purple pond




bump burp



surf sunk



punk purr



Trace and write
the sound spelling.

Name: _____

ur ur ur

Read the words. Color the boxes that have words with the sound spelling.



fur	bat	purr	nun	purse
from	nurse	nut	turn	purple
curl	burn	burp	run	surf

Read the sentences, and write the correct words in the spaces.




_____ you go _____ ?

surf Did

_____ cat can _____ .

This purr



Trace and write
the sound spelling.

Name: _____

ur ur ur

Circle, color, or highlight the sound spelling in each word.
Then illustrate the word in the box.



fur	curl	nurse
purse	turn	purple
burp	surf	purr

Read the sentences. Write the word on the line. Use the word bank below.

Name: _____

turn

burp


fur

nurse

surf




That boy can _____.



The _____ is black.



Did you just _____?



Can you _____ the car?



That _____ did help.

Read each sentence, and draw a picture to show what it means.

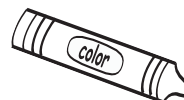



Name: _____

This is the
purse I lost!

The big orange
cat did purr.

Write a sentence using a word with the "ur" spelling pattern.
Then draw a picture to show what your sentence means.





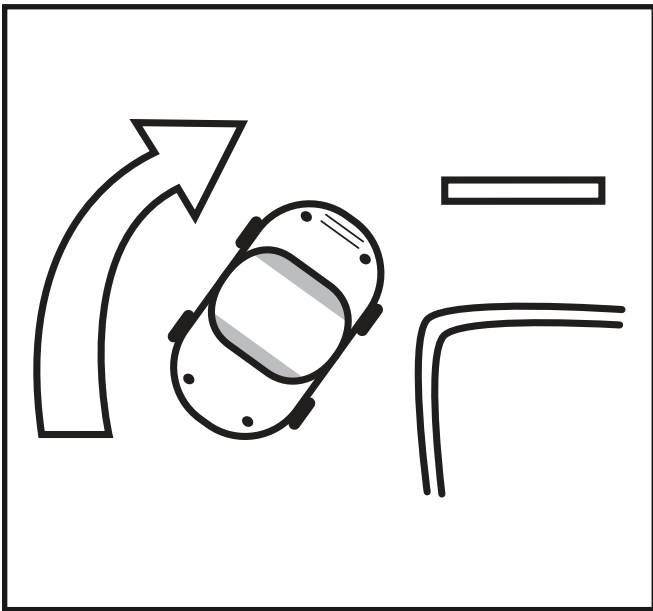
fur




curl



nurse



turn




purple




burp



surf




purr



purse

Ur Family Flashcards

Cut the cards apart and practice matching the word to the picture.



fur



burp




curl



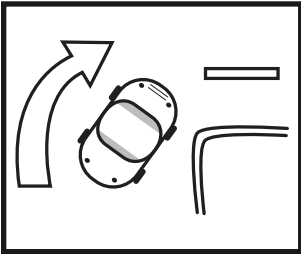
surf




nurse




purr



turn



purse



purple

Unit 6

Oy Sound

(-oy Family Words)


Worksheets & Flashcards

Look at the picture. Circle the correct word. Write the word on the line.

Name: _____




bay boy



joy jaw



too toy



cop coy



cowboy cow



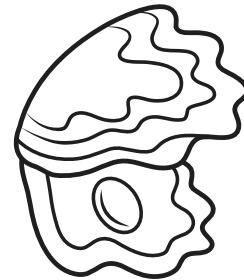
and annoy



enjoy end




ran royals



oyster or

Trace and write
the sound spelling.

Name: _____



oy oy oy

Read the words. Color the boxes that have words with the sound spelling.



boy	toy	sit	annoy	not
tot	too	royal	sat	joy
toss	coy	oyster	enjoy	blue

Read the sentences, and write the correct words in the spaces.



_____ want the _____ !

toy I




_____ is a _____ .

He cowboy



Trace and write
the sound spelling.

Name: _____



oy oy oy

Circle, color, or highlight the sound spelling in each word.
Then illustrate the word in the box.



boy	toy	enjoy
joy	coy	annoy
royals	oyster	cowboy

Read the sentences. Write the word on the line. Use the word bank below.

Name: _____

boy

toy

coy

cowboy

annoy




Do I _____ you?



That _____ is so fun.



I am a _____.



She is very _____.



That is the _____.

Read each sentence, and draw a picture to show what it means.

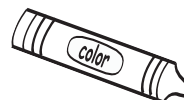


Name: _____

The cowboy
had a big hat.


Did you enjoy
the cake?

Write a sentence using a word with the "oy" spelling pattern.
Then draw a picture to show what your sentence means.





boy




joy



toy




coy




cowboy



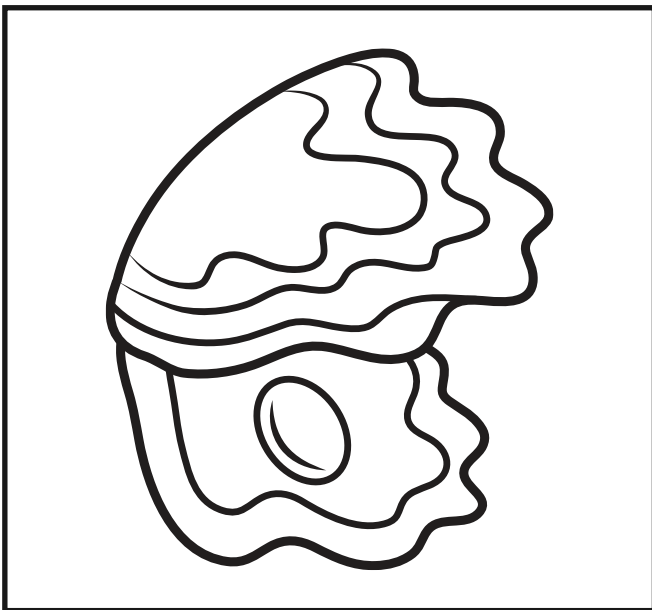
annoy



enjoy



royals




oyster

Oy Family Flashcards


Cut the cards apart and practice matching the word to the picture.



boy




annoy




joy



enjoy



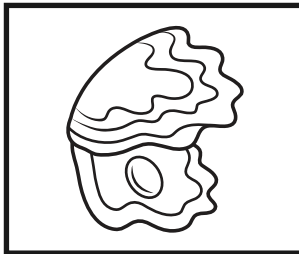
toy




royals



coy



oyster



cowboy

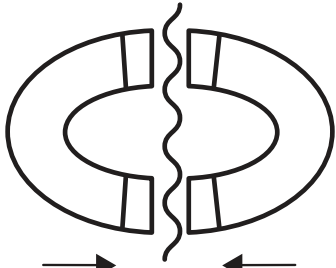
Unit 7

Oi Sound
(-oi Family Words)


Worksheets & Flashcards

Look at the picture. Circle the correct word. Write the word on the line.

Name: _____




jog join




oink of




boss boil



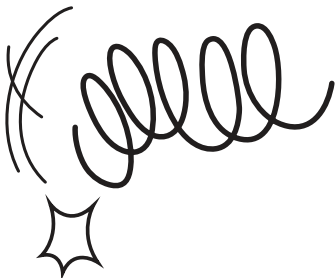
soil song



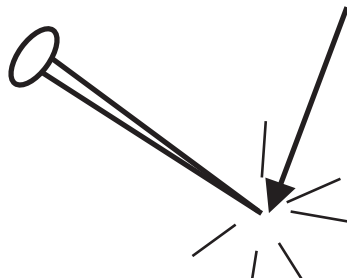
come coin




oil off



bop boing




point pal



drum droid

Trace and write
the sound spelling.

Name: _____



oi oi oi

Read the words. Color the boxes that have words with the sound spelling.




oink	boil	do	song	droid
oil	coin	soil	point	pond
join	foil	to	boing	no

Read the sentences, and write the correct words in the spaces.




_____ is a _____.

This droid




_____ is a new _____.

coin That



Trace and write
the sound spelling.

Name: _____



oi oi oi

Circle, color, or highlight the sound spelling in each word.
Then illustrate the word in the box.



oink	droid	point
boing	oil	join
coin	soil	boil

Read the sentences. Write the word on the line. Use the word bank below.

Name: _____

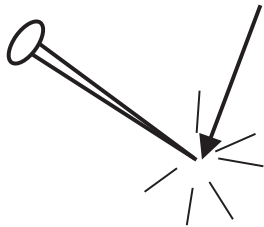
oink

droid

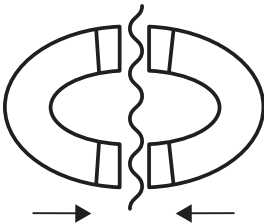
soil

point


join




The pin has a _____.



The ends will _____.



It will grow in _____.



That _____ is my toy.



_____ went the pig.

Read each sentence, and draw a picture to show what it means.

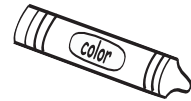



Name: _____

Throw this coin
to get the wish.


The pig can
play in the soil.

Write a sentence using a word with the "oi" spelling pattern.
Then draw a picture to show what your sentence means.







oink



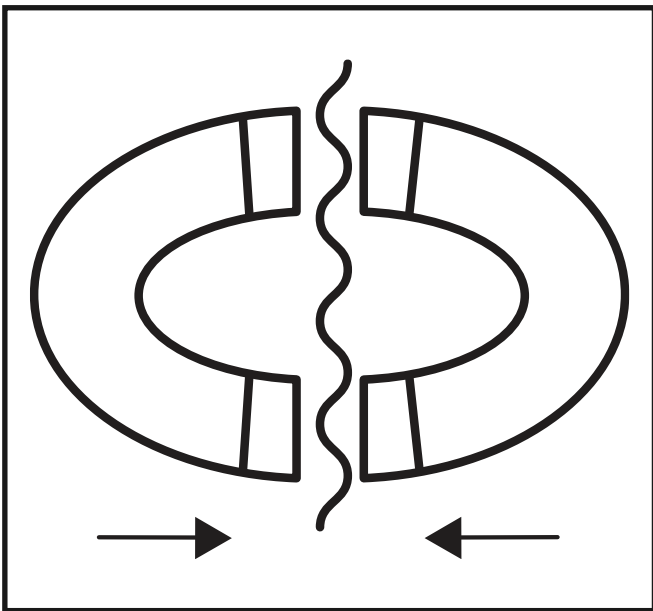
boil




soil



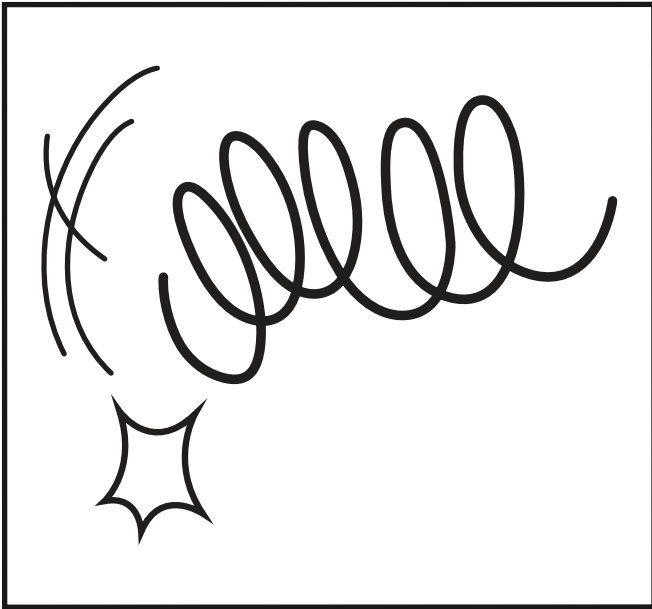
coin



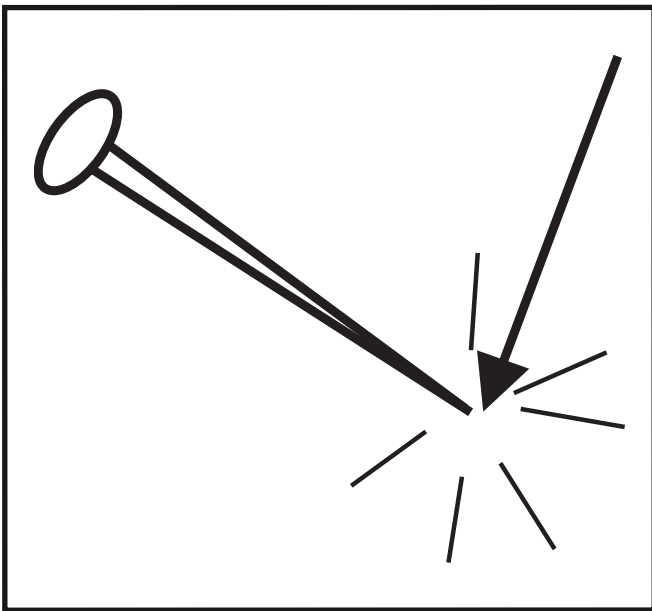
join




oil



boing




point




droid

Oi Family Flashcards


Cut the cards apart and practice matching the word to the picture.



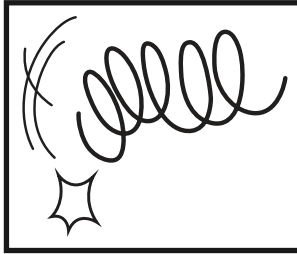
oink




oil



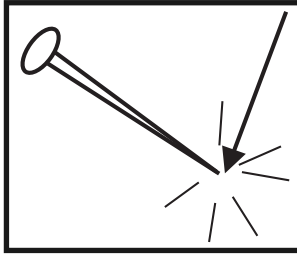
boil




boing




soil



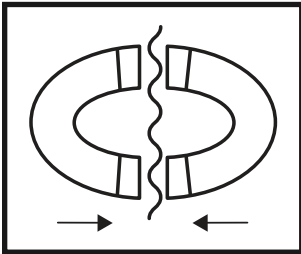
point



coin



droid



join


Unit 8

Au Sound
(-au Family Words)


Worksheets & Flashcards

Look at the picture. Circle the correct word. Write the word on the line.


Name: _____



and author



auto are



launch lap



add aunt



haunt have




at autumn

August						
Sun.	Mon.	Tues.	Wed.	Thur.	Fri.	Sat.
			1	2	3	4
5	6	7	8	9	10	11
12	13	14	15	16	17	18
19	20	21	22	23	24	25
26	27	28	29	30	31	

August all



autograph a



said sauce



Trace and write
the sound spelling.

Name: _____

au au au

Read the words. Color the boxes that have words with the sound spelling.




like	aunt	all	haunt	author
ran	auto	August	launch	mat
autumn	and	have	are	sauce

Read the sentences, and write the correct words in the spaces.




_____ can eat _____.


sauce We



_____ jets will _____.

The launch





Trace and write
the sound spelling.

Name: _____

au au au

Circle, color, or highlight the sound spelling in each word.
Then illustrate the word in the box.



auto	author	launch
aunt	haunt	autumn
August	autograph	sauce

Read the sentences. Write the word on the line. Use the word bank below.

Name: _____

aunt

auto

author

sauce

launch



He is the _____ of it.




My _____ loves me.



The red _____ went by.



You can dip it in _____.



It will _____ in ten.

Read each sentence, and draw a picture to show what it means.

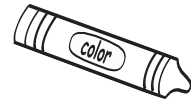



Name: _____

Dip the rib in
the sauce.


We will swim in
August when it
is hot.

Write a sentence using a word with the "au" spelling pattern.
Then draw a picture to show what your sentence means.







author




auto




launch



aunt



haunt



autumn


August

Sun.	Mon.	Tues.	Wed.	Thur.	Fri.	Sat.
			1	2	3	4
5	6	7	8	9	10	11
12	13	14	15	16	17	18
19	20	21	22	23	24	25
26	27	28	29	30	31	

August




autograph



sauce

Au Family Flashcards


Cut the cards apart and practice matching the word to the picture.



author




autumn




auto

August						
Sun.	Mon.	Tues.	Wed.	Thur.	Fri.	Sat.
			1	2	3	4
5	6	7	8	9	10	11
12	13	14	15	16	17	18
19	20	21	22	23	24	25
26	27	28	29	30	31	


August




launch




autograph



aunt



sauce



haunt

Unit 9

Aw Sound
(-aw Family Words)

Worksheets & Flashcards

Look at the picture. Circle the correct word. Write the word on the line.

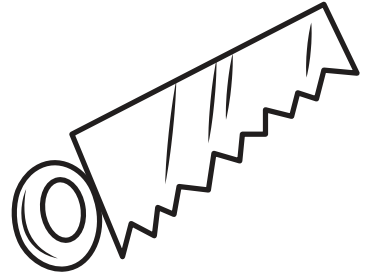
Name: _____



cat caw




jaw jam




saw see




paw pan



come claw




draw drum




far fawn



straw stop



have hawk



Trace and write
the sound spelling.

Name: _____

aw aw aw

Read the words. Color the boxes that have words with the sound spelling.




straw	bat	saw	draw	claw
raw	hawk	paw	sat	map
jaw	what	have	fawn	caw

Read the sentences, and write the correct words in the spaces.




_____ saw the _____ .


fawn We



_____ a big _____ !

claw What





Trace and write
the sound spelling.

Name: _____

aw aw aw

Circle, color, or highlight the sound spelling in each word.
Then illustrate the word in the box.



caw	jaw	saw
paw	claw	draw
fawn	straw	hawk

Read the sentences. Write the word on the line. Use the word bank below.

Name: _____

fawn

paw

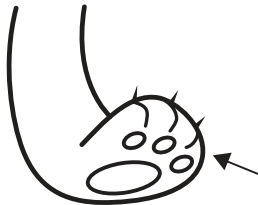
draw

saw


caw




That bird says, " _____ " !



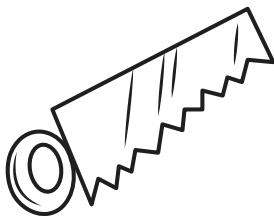
This pup has his _____ up.



She can see her _____.



What did you _____ ?



The _____ cuts the tree.

Read each sentence, and draw a picture to show what it means.

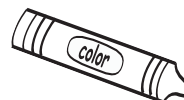


Name: _____

I can draw a
tree.


My straw is in
the can.

Write a sentence using a word with the "aw" spelling pattern.
Then draw a picture to show what your sentence means.

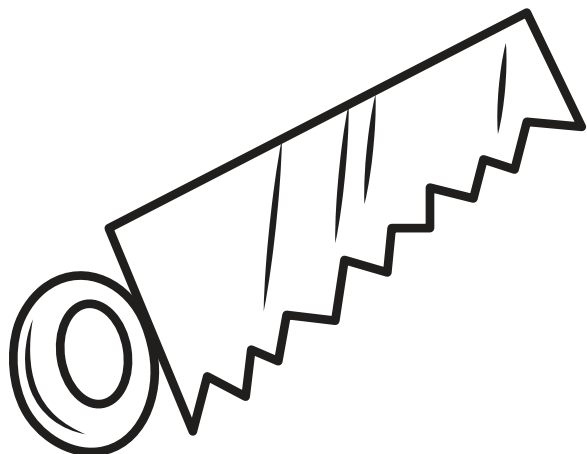




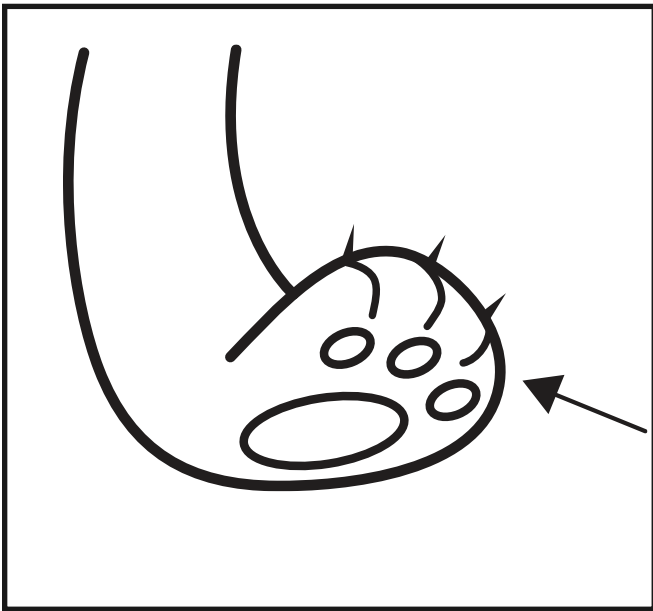
caw




jaw




saw




paw



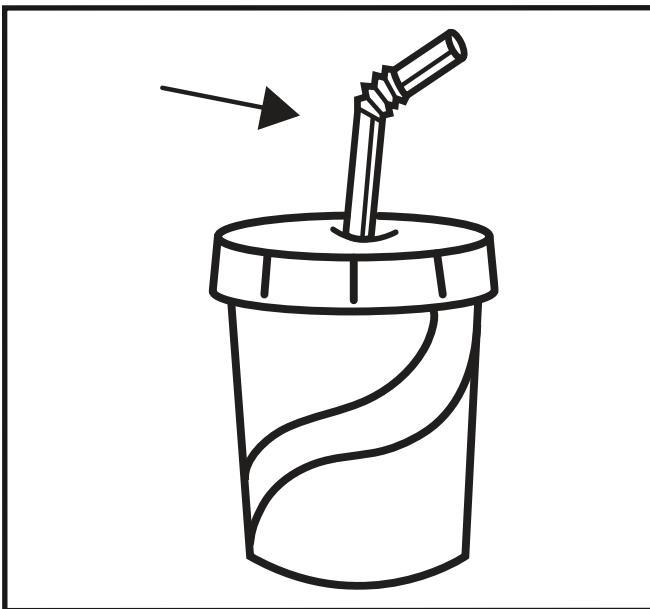
claw




draw



fawn




straw




hawk

Aw Family Flashcards


Cut the cards apart and practice matching the word to the picture.




caw



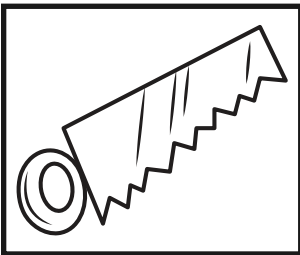
draw



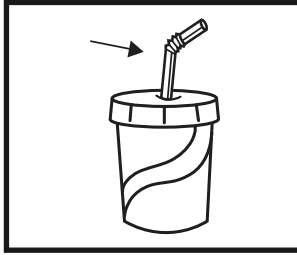
jaw



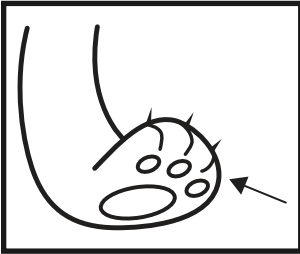
fawn




saw




straw



paw



hawk



claw


Unit 10

Ow Sound
(-ow Family Words)

Worksheets & Flashcards

Look at the picture. Circle the correct word. Write the word on the line.


Name: _____



over owl



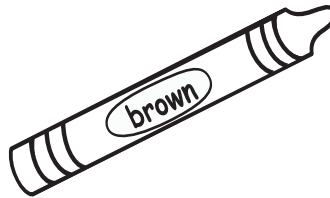
frown frog




crab crown




clown club



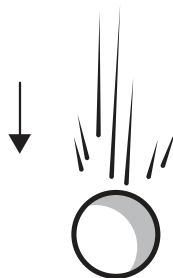
brag brown




meow men



here how



did down



cob cow



Trace and write
the sound spelling.

Name: _____

OW OW OW

Read the words. Color the boxes that have words with the sound spelling.



hog	down	job	crown	fog
owl	cow	meow	sod	how
dog	frown	brown	clown	for

Read the sentences, and write the correct words in the spaces.




A _____ has a _____.

flower clown



_____ is the _____.

This cow





Trace and write
the sound spelling.

Name: _____

OW OW OW

Circle, color, or highlight the sound spelling in each word.
Then illustrate the word in the box.




owl	frown	crown
clown	brown	meow
how	down	cow

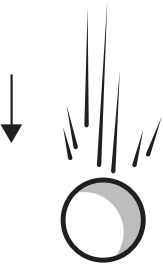
Read the sentences. Write the word on
the line. Use the word bank below.

Name: _____


clown down frown owl crown



What a pretty _____.



The ball went _____.



The _____ is in the tree.



That _____ is so silly.



Your _____ is so sad.

Read each sentence, and draw a picture to show what it means.

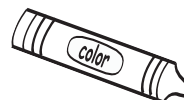



Name: _____

My clown had a frown.


How did the owl fly down?

Write a sentence using a word with the "ow" spelling pattern.
Then draw a picture to show what your sentence means.






owl




frown




crown




clown



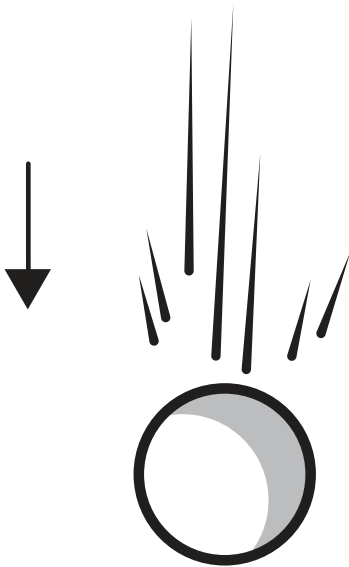
brown




meow



how




down



cow

Ow Family Flashcards


Cut the cards apart and practice matching the word to the picture.




owl




meow



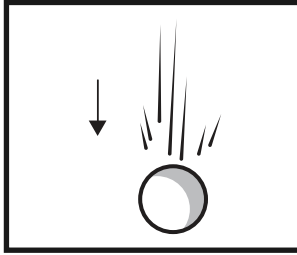
frown



how




crown




down



clown



cow



brown

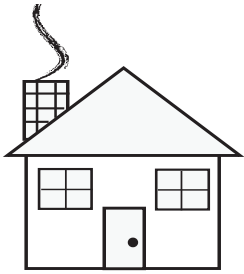
Unit 11

Ou Sound
(-ou Family Words)

Worksheets & Flashcards

Look at the picture. Circle the correct word. Write the word on the line.

Name: _____




have house



mop mouse




cloud come




spout spot




my mouth




hound hop




snout snap



found from



cop count

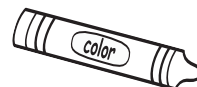


Trace and write
the sound spelling.

Name: _____

ou ou ou

Read the words. Color the boxes that have words with the sound spelling.



got	couch	zero	house	mouth
mouse	spout	loud	tot	cloud
pop	sound	hound	one	snout

Read the sentences, and write the correct words in the spaces.



_____ I go _____

?



out


Can

The _____ is _____.

mouse

pink





Trace and write
the sound spelling.

Name: _____

ou ou ou

Circle, color, or highlight the sound spelling in each word.
Then illustrate the word in the box.



mouse	house	cloud
out	mouth	spout
count	hound	snout

Read the sentences. Write the word on
the line. Use the word bank below.

Name: _____

couch

house

snout

mouse

found



I

an egg!




This is my



The

is pink.



I smell with my



We sit on the

Read each sentence, and draw a picture to show what it means.

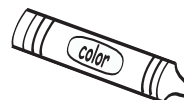


Name: _____

She found an egg!


This is a dog house.

Write a sentence using a word with the "ou" spelling pattern.
Then draw a picture to show what your sentence means.







house




mouse




spout




couch




snout




count



found



cloud




mouth

Ou Family Flashcards


Cut the cards apart and practice matching the word to the picture.




house




count




mouse



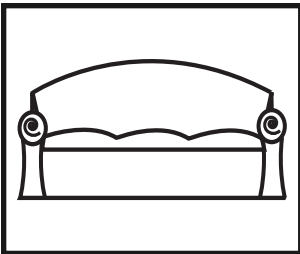
found




spout




cloud



couch



mouth



snout


Unit 12

Ew Sound
(-ew Family Words)


Worksheets & Flashcards

Look at the picture. Circle the correct word. Write the word on the line.

Name: _____




green grew



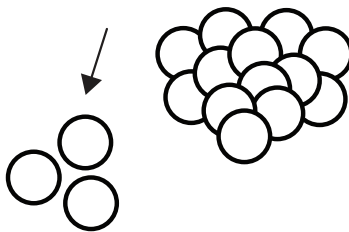
flew for




chop chew




screw saw



from few




new net



bet blew



brew brown



stop stew



Trace and write
the sound spelling.

Name: _____

ew ew ew

Read the words. Color the boxes that have words with the sound spelling.



blew	few	went	chew	flew
bet	her	screw	set	grew
stew	what	net	new	brew

Read the sentences, and write the correct words in the spaces.



_____ you _____

?

Did chew



_____ bird just _____

The flew





Trace and write
the sound spelling.

Name: _____

ew ew ew

Circle, color, or highlight the sound spelling in each word.
Then illustrate the word in the box.




grew	flew	chew
screw	few	new
blew	brew	stew

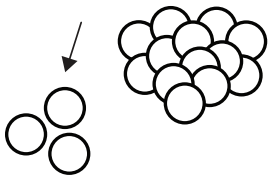
Read the sentences. Write the word on the line. Use the word bank below.

Name: _____


grew few stew chew flew



They _____ up and up.



Here are just a _____.



The _____ is in the pot.



It _____ very fast.



Did you _____ it up?

Read each sentence, and draw a picture to show what it means.

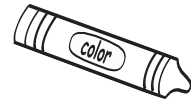



Name: _____

The dog did
chew the food.


You can have
just a few toys.

Write a sentence using a word with the "ew" spelling pattern.
Then draw a picture to show what your sentence means.






grew



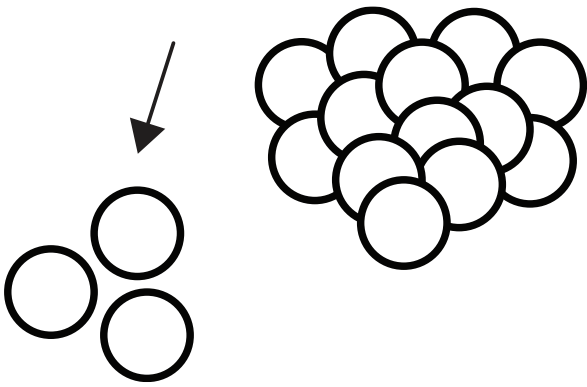
flew




chew




screw




few




new



blew



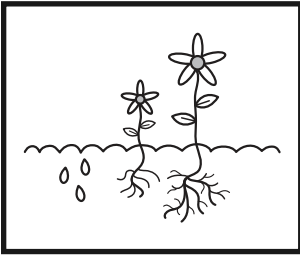
brew




stew

Ew Family Flashcards


Cut the cards apart and practice matching the word to the picture.




grew




new




flew



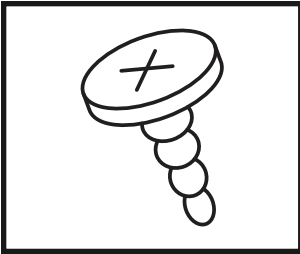
blew




chew



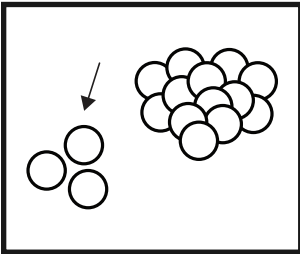
brew



screw



stew



few

Unit 13


Igh Sound

(-igh Family Words)

Worksheets & Flashcards

Look at the picture. Circle the correct word. Write the word on the line.

Name: _____



him high




knot knight

$$\cancel{2+2=5}$$
$$2+2=4 \checkmark$$

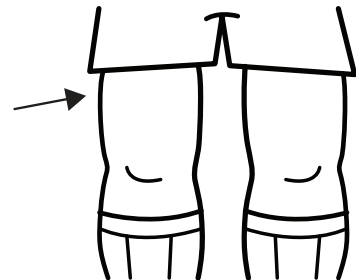
red right




fight fin




light from



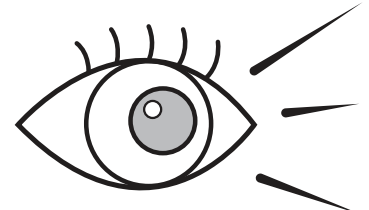
this thigh



flip flight



new night



sit sight



Trace and write
the sound spelling.

Name: _____

igh igh igh

Read the words. Color the boxes that have words with the sound spelling.




fight	bat	high	him	hen
in	flight	sight	thigh	fright
knight	this	hat	right	kit

Read the sentences, and write the correct words in the spaces.



_____ do not _____ !

Please fight



_____ a big _____ .

knight What





Trace and write
the sound spelling.

Name: _____

igh igh igh

Circle, color, or highlight the sound spelling in each word.
Then illustrate the word in the box.



high	sight	right
light	thigh	flight
night	fight	knight

Read the sentences. Write the word on the line. Use the word bank below.

Name: _____

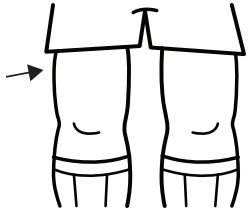
night

thigh

high

fight

knight



His

_____ was tan.



What a dark

_____ !




This man is a

_____ .



Did you see a

_____ ?



The cat is up

_____ .

Read each sentence, and draw a picture to show what it means.

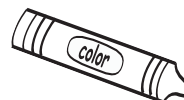



Name: _____

That light is very
bright.

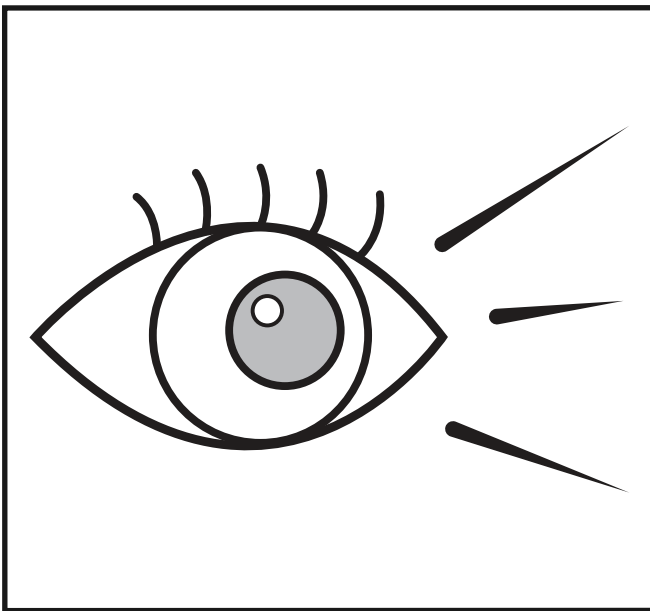
The tiger can
fight.

Write a sentence using a word with the "igh" spelling pattern.
Then draw a picture to show what your sentence means.

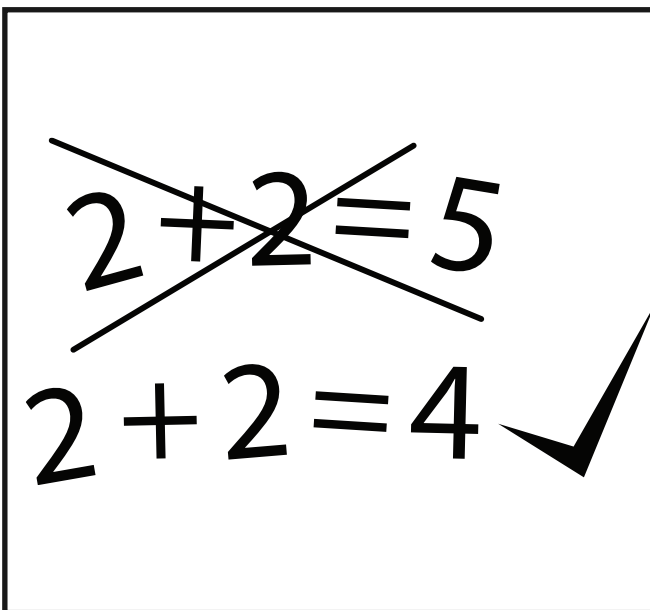





high



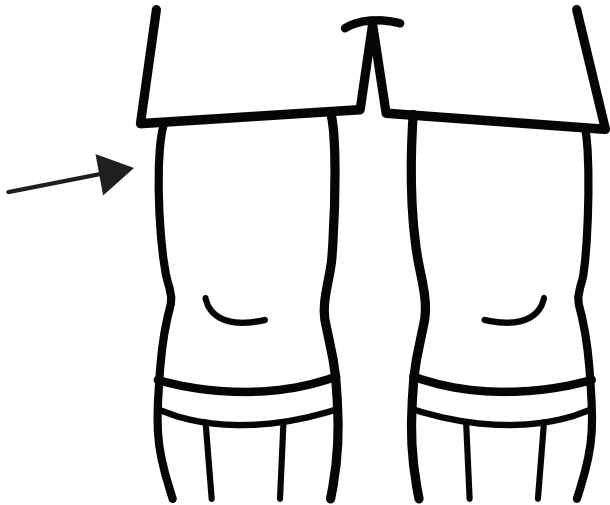
sight




right




light




thigh



flight



night




fight




knight

Igh Family Flashcards

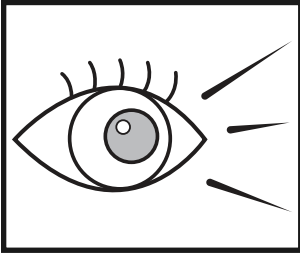
Cut the cards apart and practice matching the word to the picture.




high




flight




sight



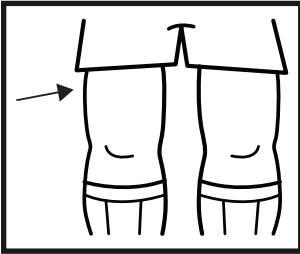
night




light



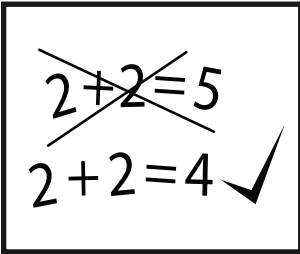
fight



thigh



knight



right

Unit 14


Magic Y

(Vowel - Phonics Rule)


Worksheets & Flashcards

Look at the picture. Circle the correct word. Write the word on the line.


Name: _____




happy have



put puppy



can kitty



from fuzzy



mop mommy



did daddy



purple pretty



ugly under



funny from

Trace and write
the sound spelling.

Name: _____



y y y

Read the words. Color the boxes that have words with the sound spelling.



puppy	put	like	lady	fuzzy
pop	funny	kitty	baby	from
daddy	pony	ugly	here	happy

Read the sentences, and write the correct words in the spaces.




I _____ so _____ !

happy am



I _____ the _____ .


love kitty



Trace and write
the sound spelling.

Name: _____

very



y y y

Circle, color, or highlight the sound spelling in each word.
Then illustrate the word in the box.



happy

puppy

kitty

fuzzy

mommy

daddy

pretty


ugly

funny

Read the sentences. Write the word on the line. Use the word bank below.

Name: _____

puppy daddy pretty fuzzy ugly




What a _____ thing!



The _____ has a baby.



She is very _____!



Did you pet a _____?



That is an _____ duck!

Read each sentence, and draw a picture to show what it means.

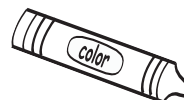


Name: _____

What a happy puppy!


Mommy and I are playing.

Write a sentence using a word with the "Magic Y" spelling pattern. Then draw a picture to show what your sentence means.







happy




puppy



kitty




fuzzy




mommy



daddy



pretty




ugly




funny

Magic Y Family Flashcards


Cut the cards apart and practice matching the word to the picture.



happy




daddy




puppy




pretty



kitty



ugly



fuzzy



funny



mommy

Blank Worksheets


to create your own projects


Look at the picture. Circle the correct word. Write the word on the line.

Name: _____

This image shows a blank sheet of white paper with a black border. In the lower portion of the page, there are three horizontal lines for handwriting practice: a solid black line at the top, a dashed black line in the middle, and another solid black line at the bottom. The rest of the page is completely blank.[illegible]This image shows a blank sheet of white paper with three horizontal lines near the bottom edge. The top line is solid black, the middle line is dashed grey, and the bottom line is solid black. The rest of the page is empty.

Name: _____



A dashed rounded rectangle is positioned in the lower-left area of the page.A dashed rounded rectangle is positioned in the lower-left area of the page.

Trace and write
the sound spelling.

Name: _____

Box, color, or highlight the sound spelling in each word.
Then draw a picture of the word in the box.




Read the sentences. Write the word on
the line. Use the word bank below.

Name: _____

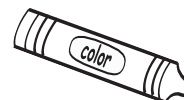
Read each sentence, and draw a picture to show what it means.









Name: _____



Write a sentence using a word with the " " spelling pattern.
Then draw a picture to show what your sentence means.





Flashcards

Cut the cards apart and practice matching the word to the picture.

