


_____’s

Kinder Ready Workbook



May



Parent Instructions

This workbook will help your student with their letter names and sounds! They will need your help to read the instructions.

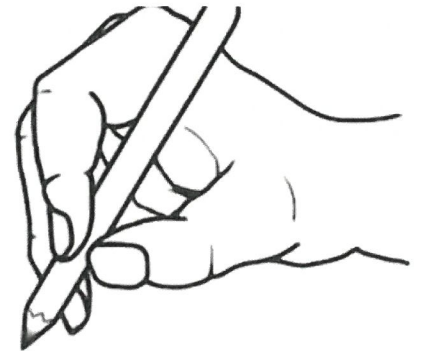
When your student is writing their letters, make sure they start each letter from the top and lifting their pencil when they reach the bottom.

It can be helpful to have them trace the letter with their finger on the paper or in the air before they write, so they can practice the lines!

Students can start to practice holding their pencil with a tripod grip. This means their thumb is on the bottom and they are “pinching” the pencil with their fingers.



The dotted lines indicate the DIRECTION and SEQUENCE of strokes to be made on the palm.



Thank you for your partnership in your student's learning!

We are excited to have you with us!



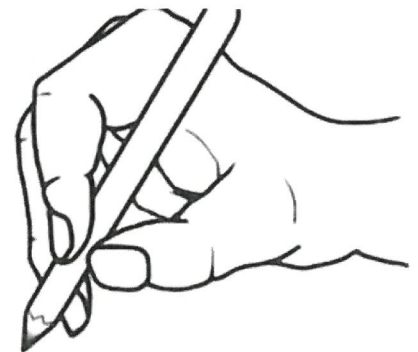
Instrucciones para los padres ;

Este libro de trabajo ayudará a su estudiante con los nombres y sonidos de las letras! Necesitarán su ayuda para leer las instrucciones.

Cuando su estudiante esté escribiendo sus letras, asegúrese de que comience cada letra desde la parte superior y levante el lápiz cuando llegue al final.

Puede ser útil que tracen la letra con el dedo en el papel o en el aire antes de escribir, ¡para que puedan practicar las líneas!

Los estudiantes pueden comenzar a practicar cómo sostener su lápiz con un trípode. Esto significa que su pulgar está en la parte inferior y están "pellizcando" el lápiz con los dedos.

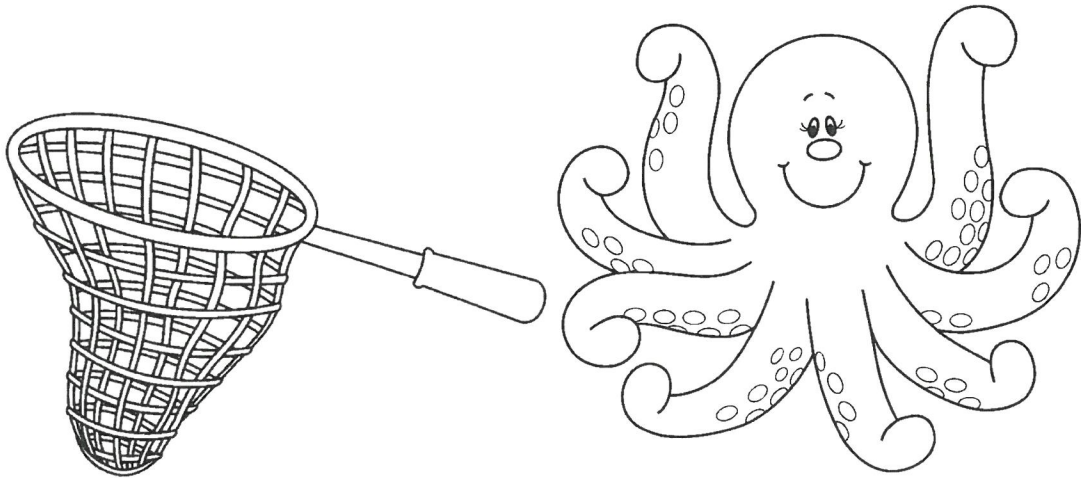


¡Gracias por su colaboración en el aprendizaje de su estudiante!
¡Estamos emocionados de tenerte con nosotros!

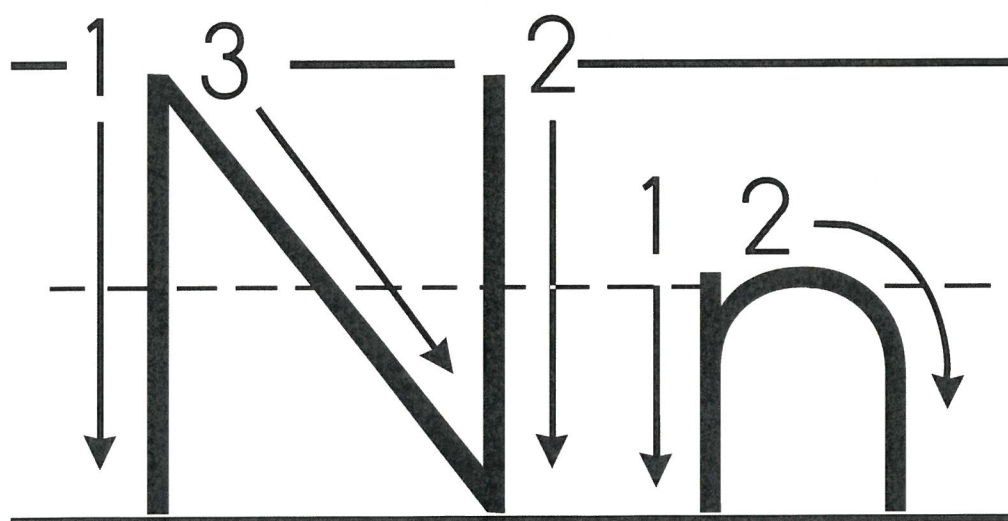

Week One:

Nn & Oo

Adding within 10



Nn



Nn



n o

n a p

n e t


n u t


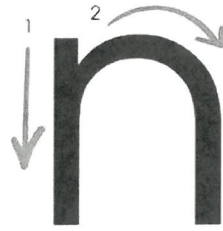
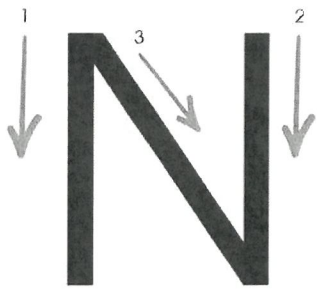
n e s t

n o s e

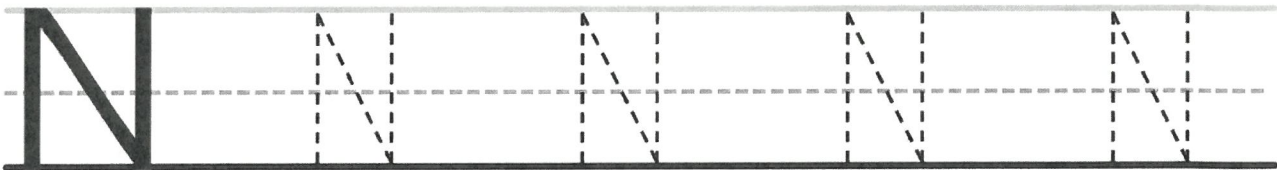


n i n e



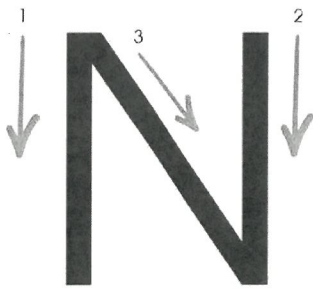
n u r s e



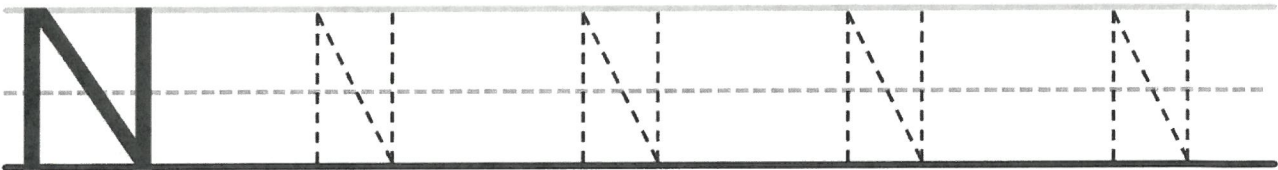






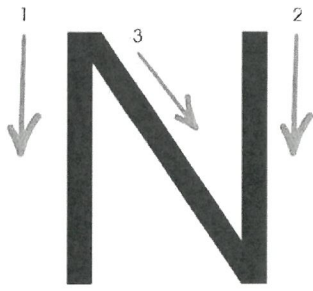
Nest



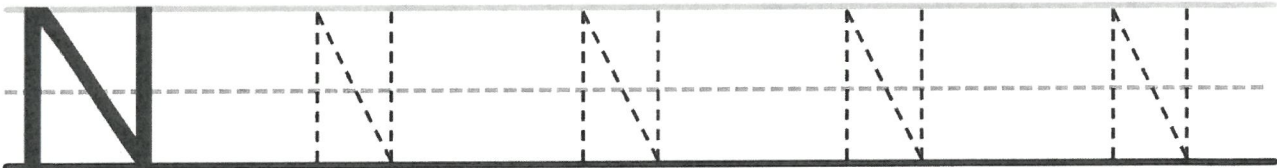




Nest





Nest



Name: _____

MATCH THE LETTER


For each row circle the matching letter.

n	k	o	f	n
N	E	N	U	L
n	n	j	c	e
N	A	R	N	H
n	y	t	w	n
N	N	G	S	K

Name: _____

LETTER n MAZE


Catch the butterfly with the net. Color the letter n to find the right path.

	a	h	i	
n	n	n	n	e
u	t	s	n	r
d	n	n	n	a
k	n	c	b	y
	n	n	n	

Name: _____

COLOR BY LETTER


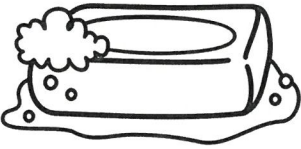







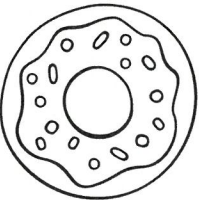




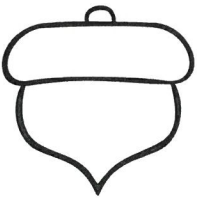



Color the picture using the code.



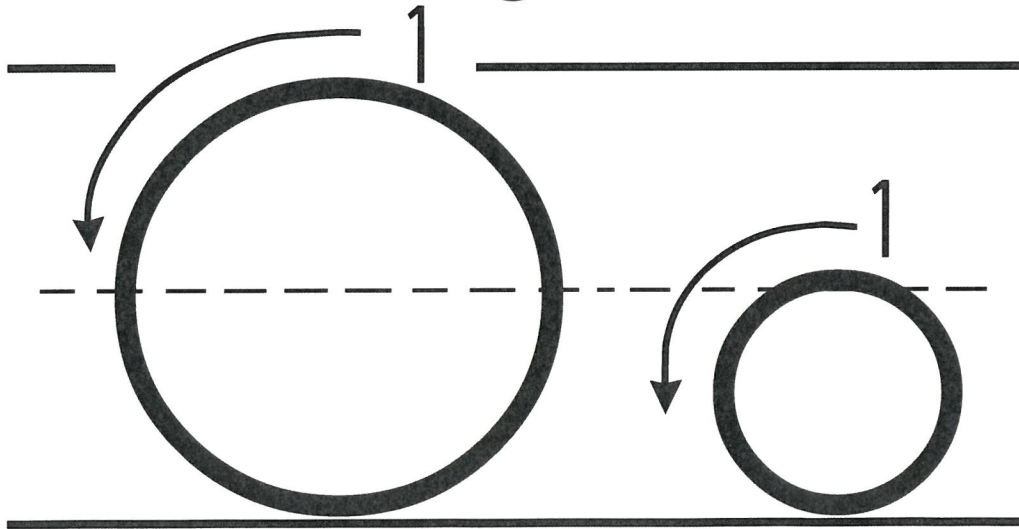

Name: _____

MATCH THE SOUND


For each row color the picture to match the beginning sound.

n			
n			
n			
n			
n			
n			

O o




O o



o

f f




o

n




o

n e



o

a r



o

u t



o

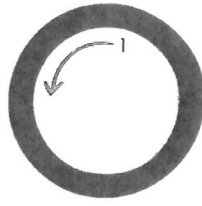
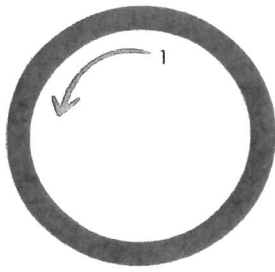
p e n

o

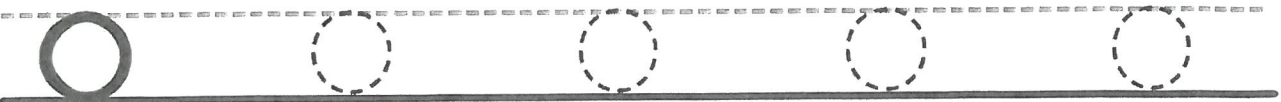

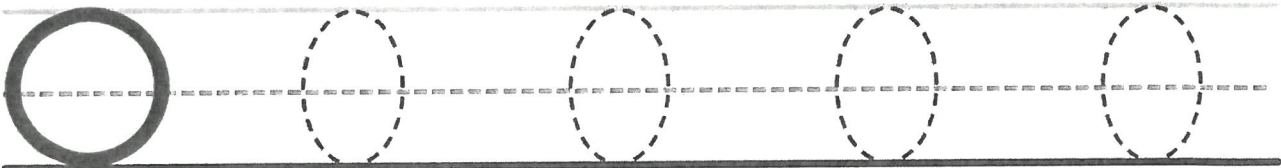
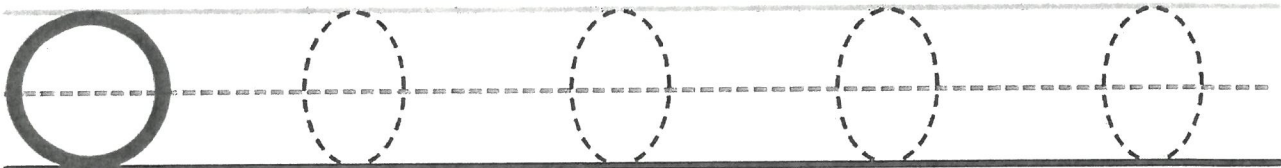
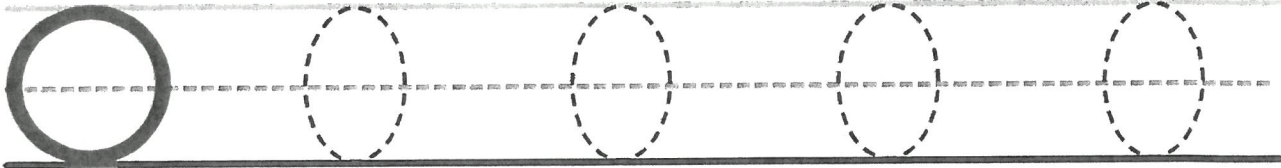
v e n

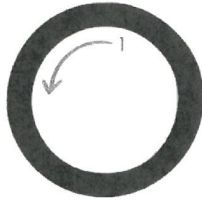
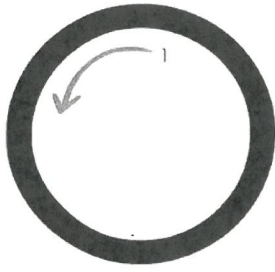
o

l i v e


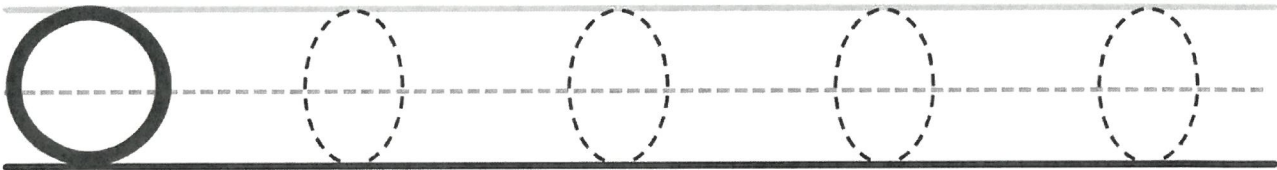
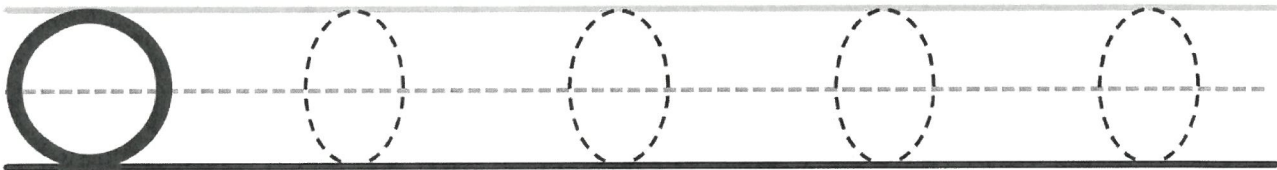
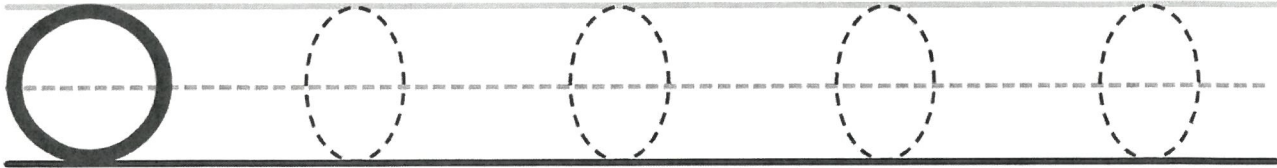



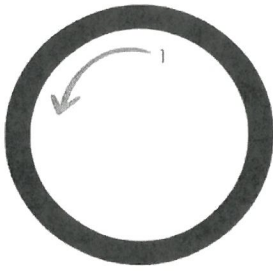
Ostrich



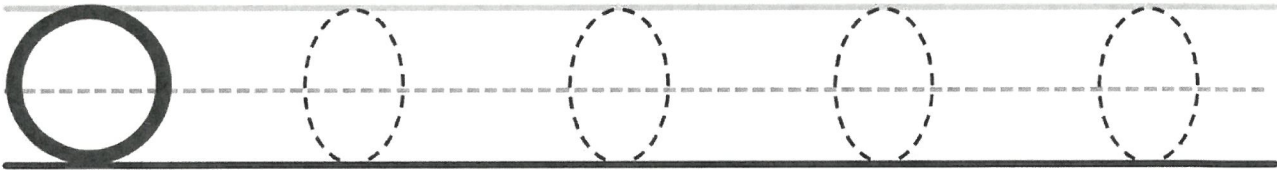
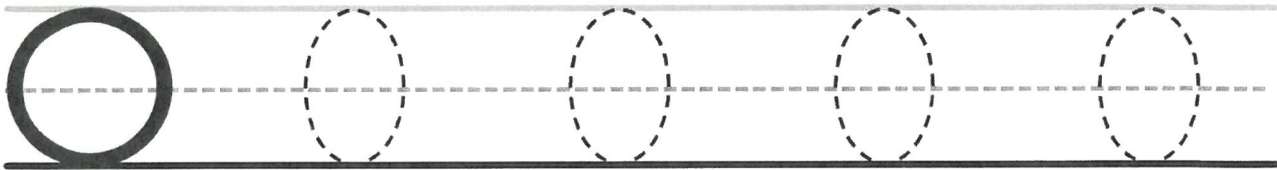
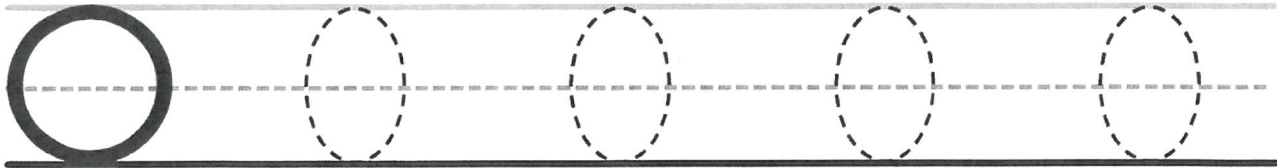


Ostrich





Ostrich



Name: _____

MATCH THE LETTER































For each row circle the matching letter.

o	j	o	b	e
O	O	P	Y	B
o	c	x	h	o
O	D	T	I	O
o	o	g	q	n
O	Z	O	W	F

Name: _____

LETTER O MAZE




Squeeze the oranges to make juice. Color the letter o to find the right path.

Name: _____

COLOR BY LETTER



















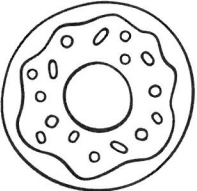





Color the picture using the code.




Name: _____

MATCH THE SOUND

For each row color the picture to match the beginning sound.

Name: _____



Animal Addition

$$\text{Lion} + \text{Lion} + \text{Lion} + \text{Lion} = \underline{\quad}$$

$$\text{Mouse} + \text{Mouse} + \text{Mouse} + \text{Mouse} + \text{Mouse} + \text{Mouse} = \underline{\quad}$$

$$\text{Panda} + \text{Panda} + \text{Panda} = \underline{\quad}$$

$$\text{Rabbit} + \text{Rabbit} + \text{Rabbit} + \text{Rabbit} + \text{Rabbit} = \underline{\quad}$$

$$\text{Cat} + \text{Cat} = \underline{\quad}$$



Name: _____







Simple Addition

Count the items in each group and write it below.



 $+$  $=$ _____

 $+$  $=$ _____




 $+$  $=$ _____

Name: _____





dot-COUNT-WRITE

Directions: Dot and count the words in the sentence. Then write how many.



Mom bakes cookies.






Sally walked the dog.





Clowns juggle.



We found it!



Christopher shouted.






Name: _____




Dot a Bird







Directions: Count the words in the sentence.
Dot the bird that tells how many.




A Do you hear the bird chirping?   

B That bird is red.   

C The parrot copies what I say.   

D Those birds are flying together.   

E I hear birds singing outside.   

F Birds soar in the wind.   

G My favorite bird is a parrot.   


H Where is that bird?   

I Birds have wings to fly.   



Week Two:

Pp


Adding within 10




Pp



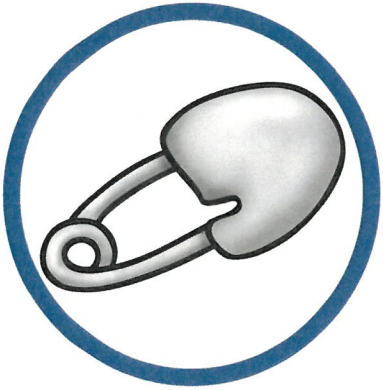
Pp



p a n



p e t




p i g



p i n

p u p



p e a c h




p i z z a

p l a n t

P

p



Pig

P P P P P

P P P P P

P P P P P


p p p p p

p p p p p

p p p p p

P

p



Pig

P P P P P

P P P P P

P P P P P


p p p p p

p p p p p

p p p p p

P

p



Pig

P P P P P

P P P P P

P P P P P

p p p p p

p p p p p

p p p p p

Name: _____

MATCH THE LETTER

For each row circle the matching letter.





p	s	t	p	e
P	P	U	F	R
p	g	p	w	i
P	J	A	I	P
p	n	u	b	p
P	C	P	S	Y

Name: _____

LETTER p MAZE

Help the pup find his bone. Color the letter p to find the right path.


The maze is a 6x5 grid of circles. The start is a dog icon at the top left. The end is a bone icon at the bottom right. The path is formed by the letter 'p' in the following cells: (1,2), (1,3), (1,4), (2,4), (3,1), (3,2), (3,3), (3,4), (4,1), (4,2), (4,3), (5,1), (5,2), (5,3), (5,4), (5,5), (6,2), (6,3), (6,4), (6,5).

	p	p	p	
s	k	t	p	o
p	p	p	p	f
p	u	b	r	a
p	p	p	t	g
	c	p	p	

Name: _____

COLOR BY LETTER








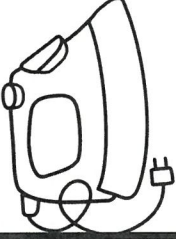










Color the picture using the code.



Name: _____

MATCH THE SOUND

For each row color the picture to match the beginning sound.

p			
p			
p			
p			
p			
p			



Name: _____







Simple Addition

Count the items in each group and write it below.



 $+$  $=$ _____

 $+$  $=$ _____


 $+$  $=$ _____

Name: _____




Simple Addition


Count the items in each group and write it below.



5 pug dogs + 2 pug dogs = _____



5 orange cats + 3 orange cats = _____



6 yellow fish + 3 yellow fish = _____



Name: _____





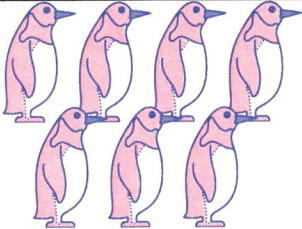

Simple Addition

Count the items in each group and write it below.



 $+$  $=$ _____


 $+$  $=$ _____

 $+$  $=$ _____



Week Three:

Qq

More and Less



Qq



Qq



q

u a c k




q

u a i l

q

u a r t



q

u e e n




q

u i c k


q

u i e t



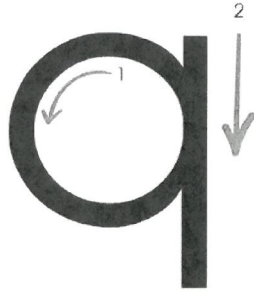

q

u i l l

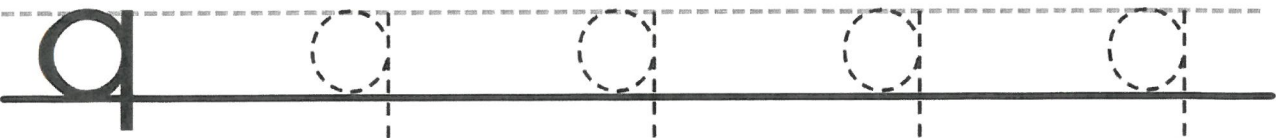
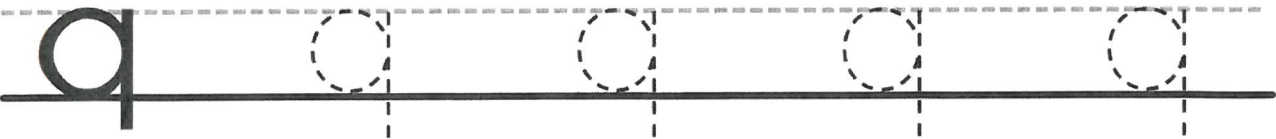
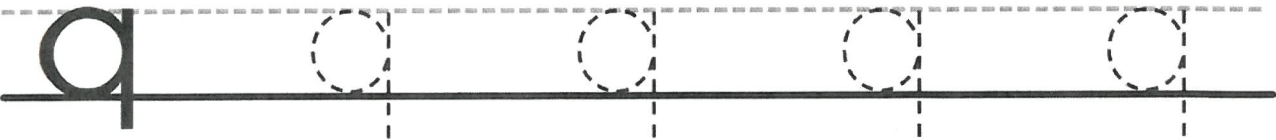
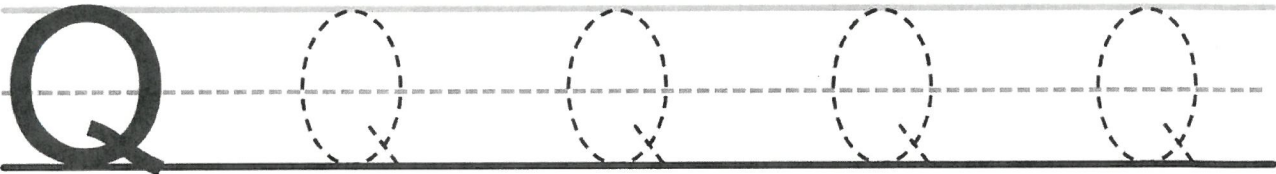
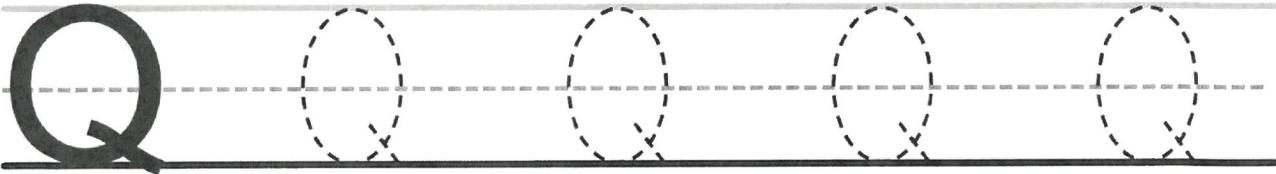
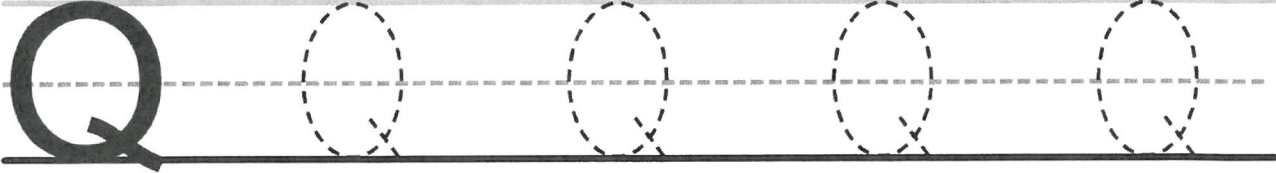


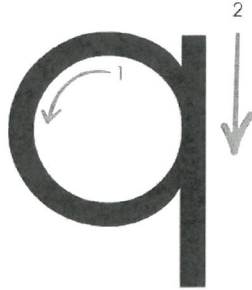

q

u i l t

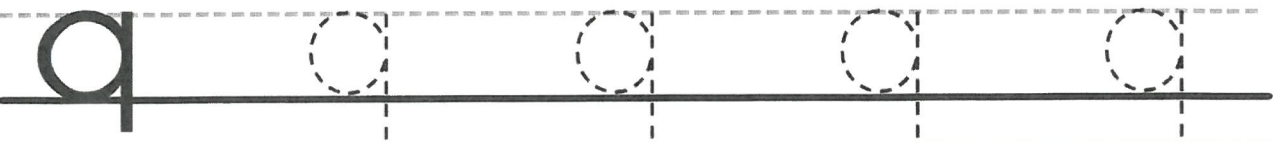
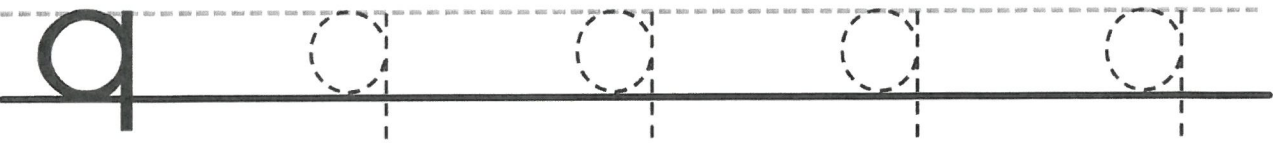
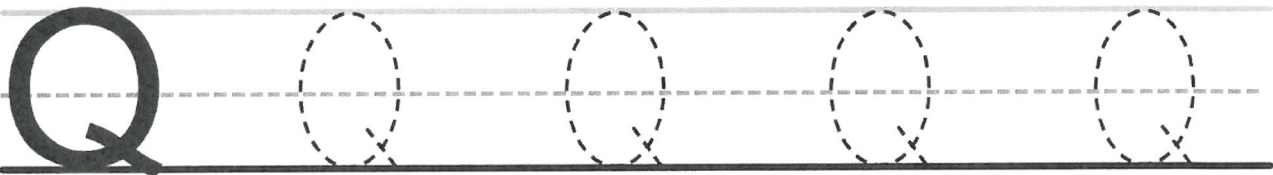
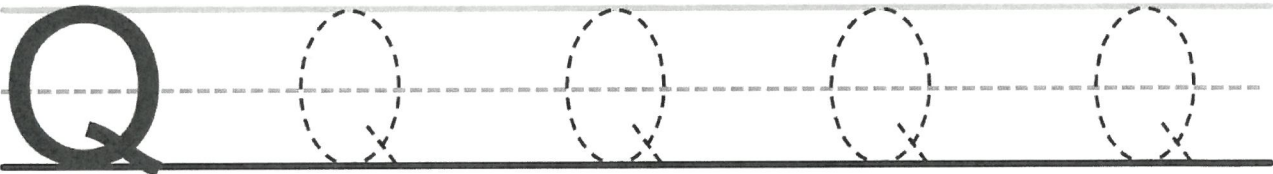
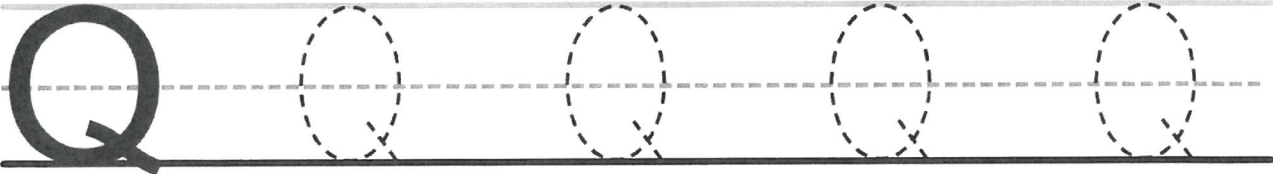




Queen



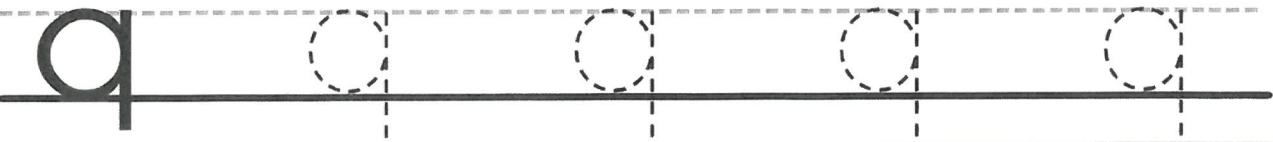
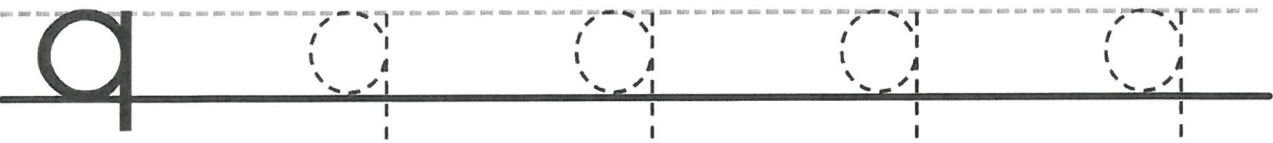
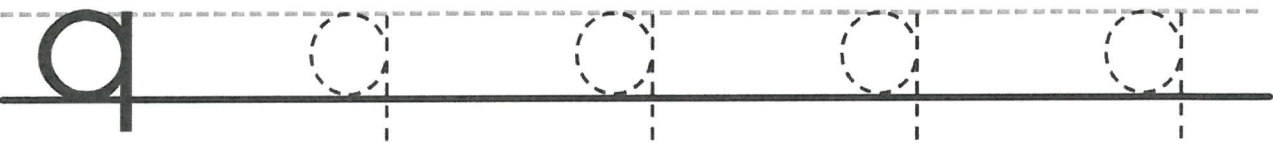
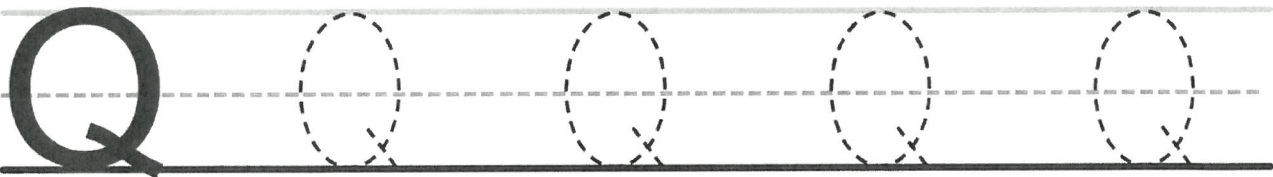
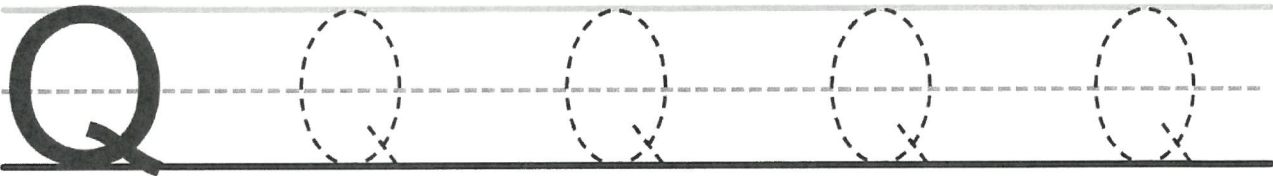
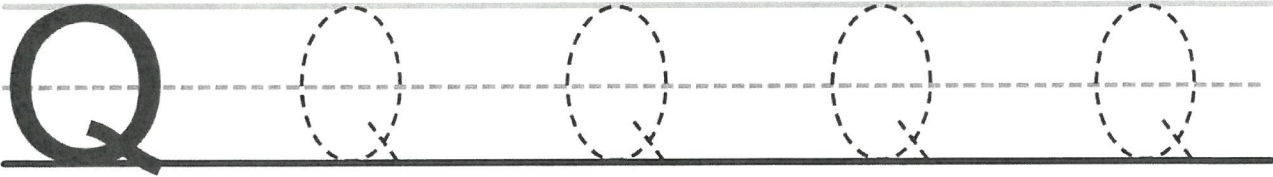


Queen





Queen



Name: _____

MATCH THE LETTER

For each row circle the matching letter.



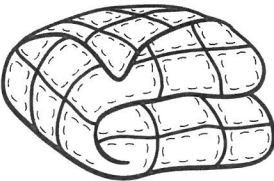
q	s	q	f	l
Q	E	H	N	Q
q	k	w	q	t
Q	T	Q	U	G
q	q	v	r	a
Q	J	P	Q	S

Name: _____

LETTER q MAZE

Help the queen find her quilt. Color the letter q to find the right path.

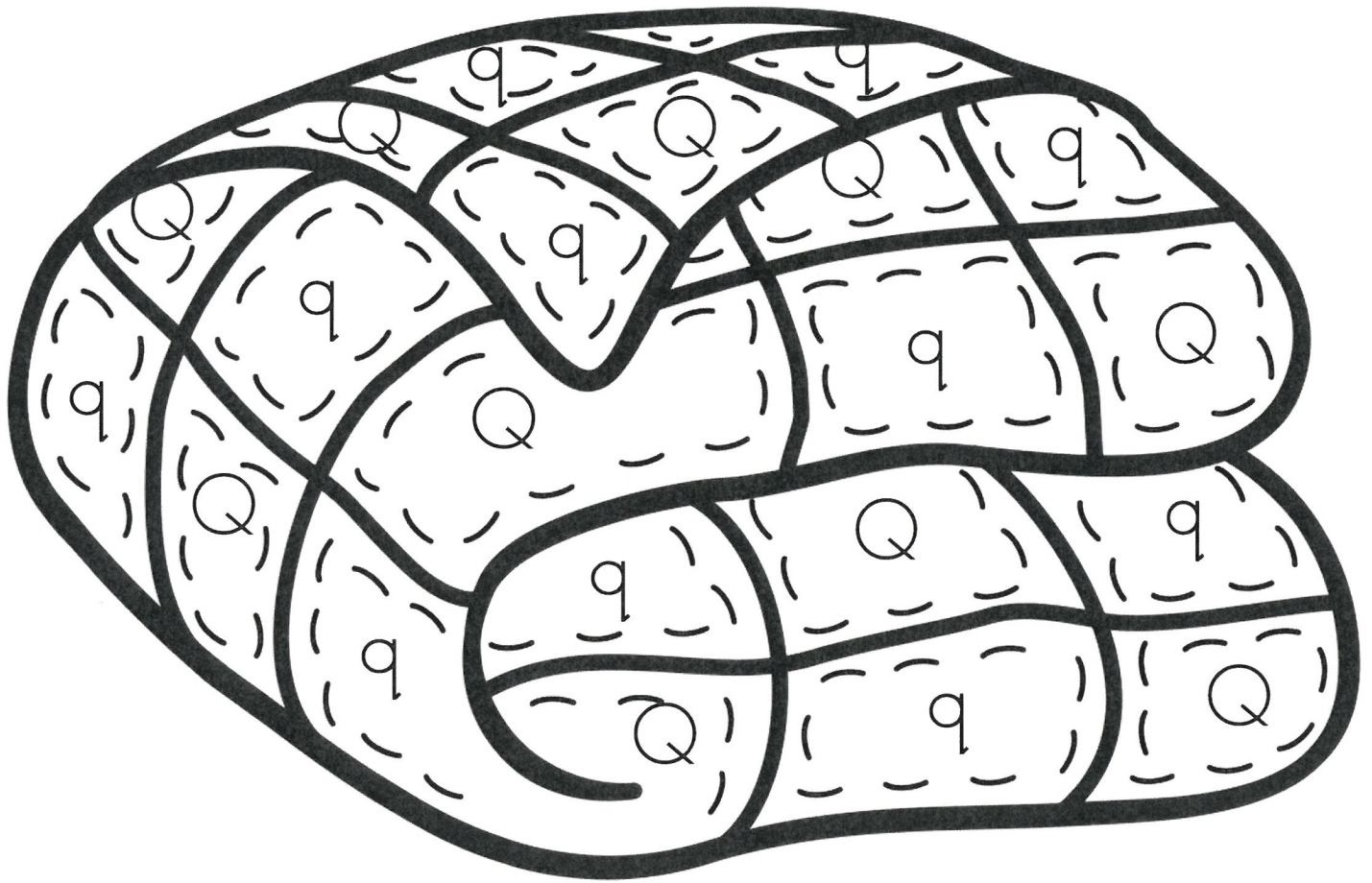
The maze is a 5x5 grid of circles. The starting point is a queen wearing a crown at the top right. The ending point is a quilt at the bottom left. The path is formed by the letter 'q' in circles. The letters in the grid are as follows:

	q	q	q	
e	q	s	o	f
u	q	q	q	m
y	e	g	q	d
q	q	q	q	x
	t	l	n	?

Name: _____

COLOR BY LETTER



















Color the picture using the code.



Name: _____


MATCH THE SOUND

For each row color the picture to match the beginning sound.

q			
q			
q			
q			
q			
q			




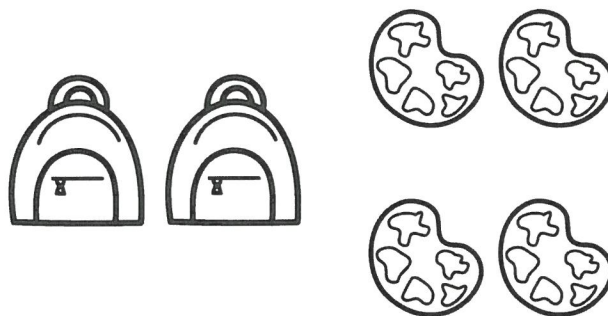
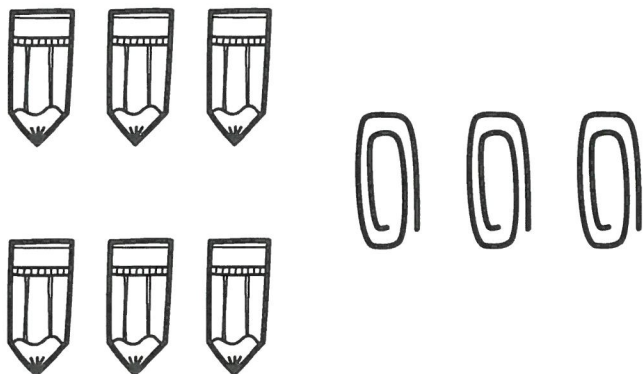
Name: _____

More or less




Directions:

Circle the group that has more. Put an X on the group that has less.









Name: _____

More or less



Directions:




Circle the group that has more. Put an X on the group that has less.

Name: _____

More Worksheet




Directions: Circle the amount that has more.



Name: _____

More Worksheet




Directions: Circle the amount that has more.



Name: _____

Less Worksheet


Directions: Circle the amount that has less.



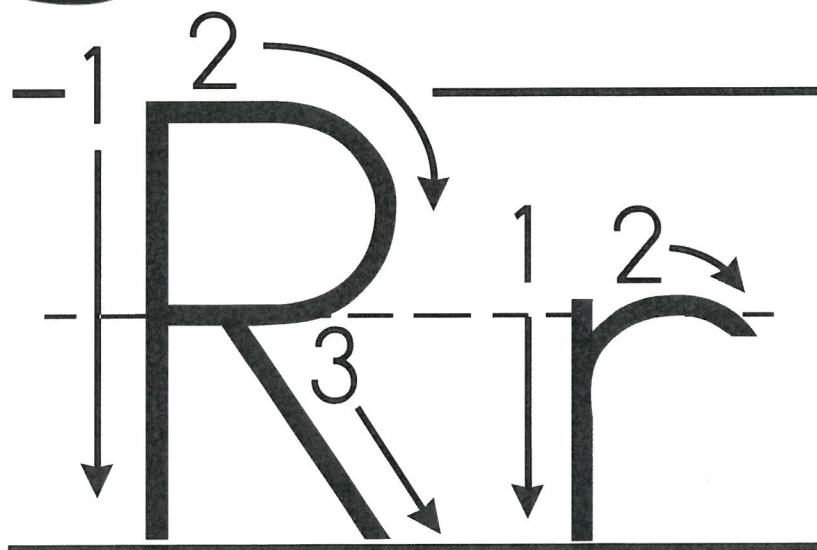

Week Four:

Rr

Same and Different




Rr



Rr




r a t




r i p

r u n



r a i n




r a k e


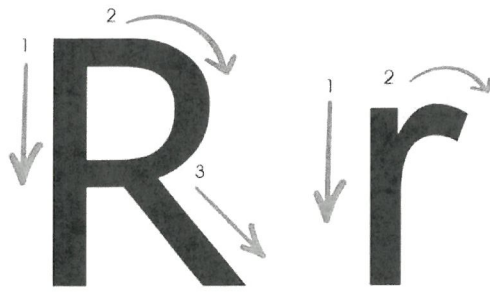
r i n g





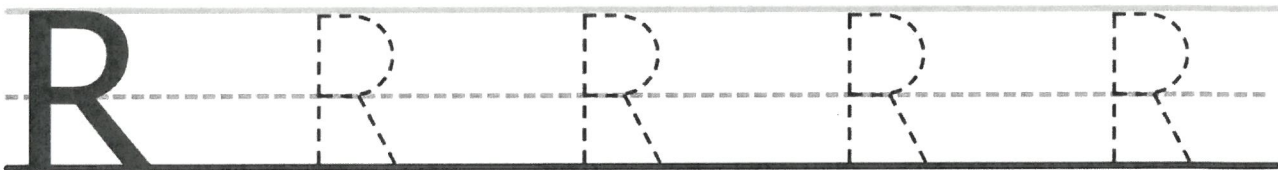
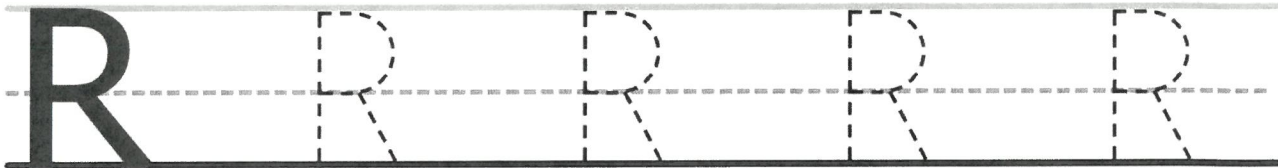
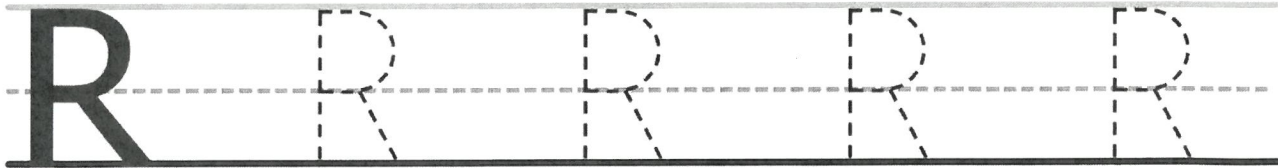
r o s e


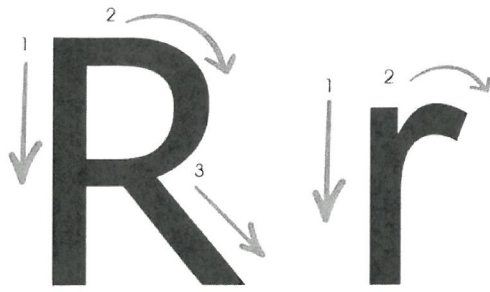


r o b o t

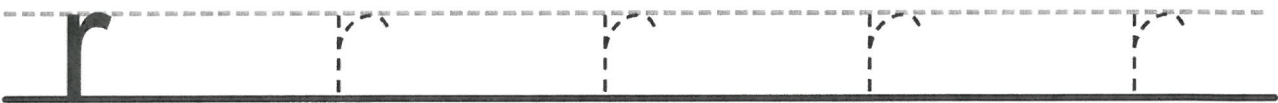
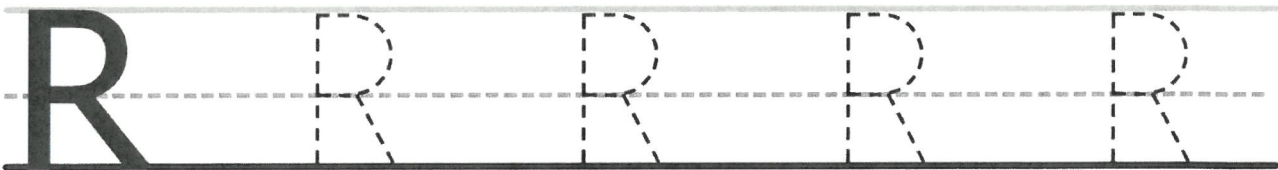
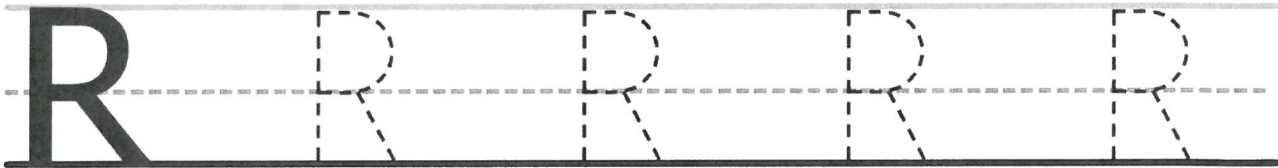
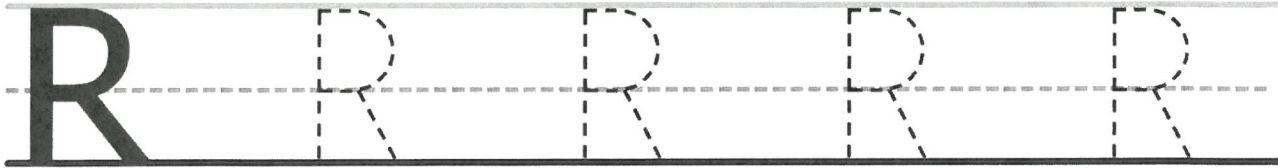



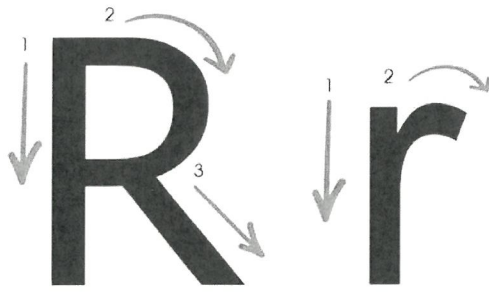
Rabbit



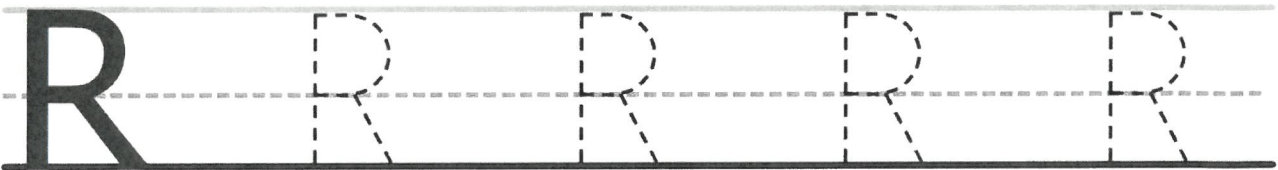
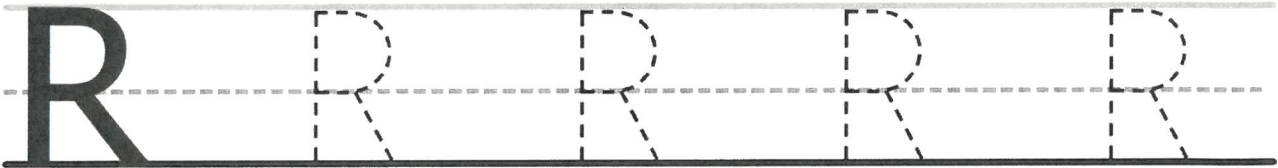
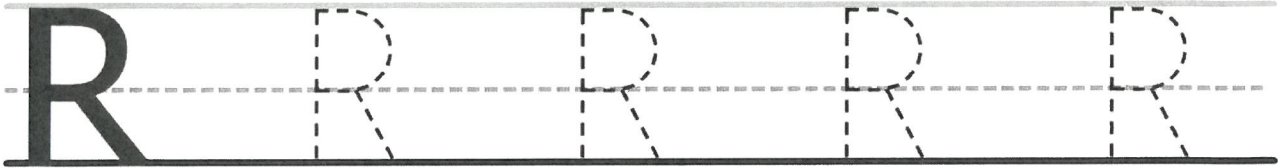


Rabbit





Rabbit



Name: _____

MATCH THE LETTER



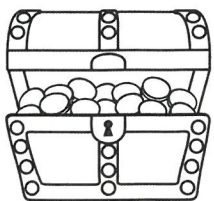

For each row circle the matching letter.

r	r	o	k	a
R	E	R	D	L
r	s	i	r	v
R	A	R	N	U
r	q	f	e	r
R	i	Y	R	G

Name: _____

LETTER r MAZE


Find the treasure at the end of the rainbow. Color the letter r to find the right path.

	r	r	r	
s	e	h	r	i
w	g	c	r	r
r	r	r	o	r
r	a	r	r	r
	f	b	n	

Name: _____

COLOR BY LETTER
















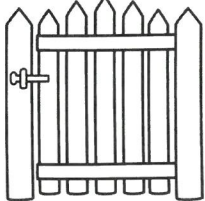


Color the picture using the code.



Name: _____


MATCH THE SOUND

For each row color the picture to match the beginning sound.

r			
r			
r			
r			
r			
r			




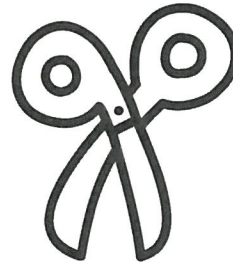
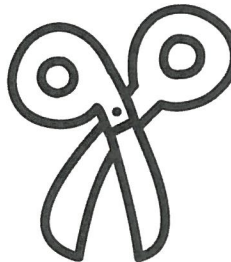

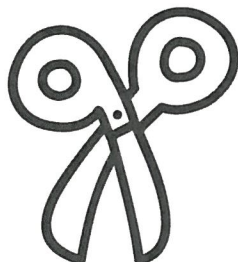

Name: _____

Same or different?




Directions:

Find and color the pictures that are the same. Put an X on the picture that is different.






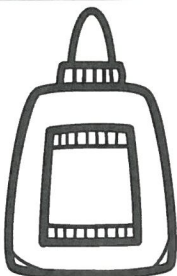


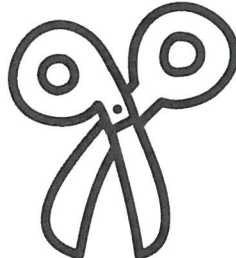





Name: _____

Same or different?



Directions:

Find and color the pictures that are the same. Put an X on the picture that is different.




Name: _____

dot-COUNT-WRite

Directions: Dot and count the words in the sentence. Then write how many.


Where is Peter?



Michael swings.



They are excited!



Jessica hops.



The dinosaur is big.



Name: _____

Dot a Butterfly



Directions: Count the words in the sentence.
Dot the butterfly that tells how many.

A
Butterflies have wings.



B
The princess smiles.



C
Chips are very crunchy.



D
The truck can honk loudly.



E
I can draw stars.



F
Do you see the rainbow?



G
The baseball team won!



H
Dad went outside.



I
Is it going to snow?

