_____’s

Kinder Ready Workbook



June

ROCKETSHIP
PUBLIC SCHOOLS

Parent Instructions

This workbook will help your student with their letter names and sounds! They will need your help to read the instructions.

When your student is writing their letters, make sure they start each letter from the top and lifting their pencil when they reach the bottom.

It can be helpful to have them trace the letter with their finger on the paper or in the air before they write, so they can practice the lines!

Students can start to practice holding their pencil with a tripod grip. This means their thumb is on the bottom and they are “pinching” the pencil with their fingers.

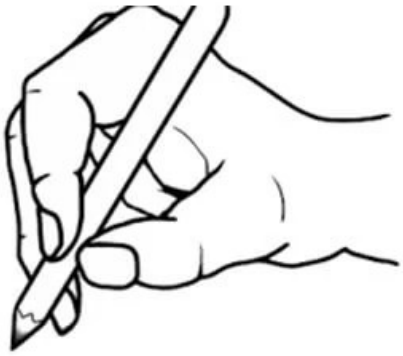

Thank you for your partnership in your student’s learning!
We are excited to have you with us!

ROCKETSHIP
PUBLIC SCHOOLS

Instrucciones para los padres ¡

Este libro de trabajo ayudará a su estudiante con los nombres y sonidos de las letras! Necesitarán su ayuda para leer las instrucciones.

Cuando su estudiante esté escribiendo sus letras, asegúrese de que comience cada letra desde la parte superior y levante el lápiz cuando llegue al final.

Puede ser útil que tracen la letra con el dedo en el papel o en el aire antes de escribir, ¡para que puedan practicar las líneas!

Los estudiantes pueden comenzar a practicar cómo sostener su lápiz con un trípode. Esto significa que su pulgar está en la parte inferior y están "pellizcando" el lápiz con los dedos.

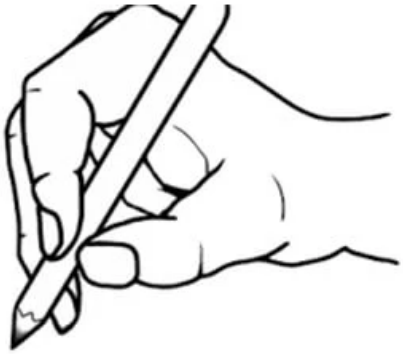

¡Gracias por su colaboración en el aprendizaje de su estudiante!
¡Estamos emocionados de tenerte con nosotros!

ROCKETSHIP
PUBLIC SCHOOLS

Week One:

Ss & Tt

Same and Different





Ss



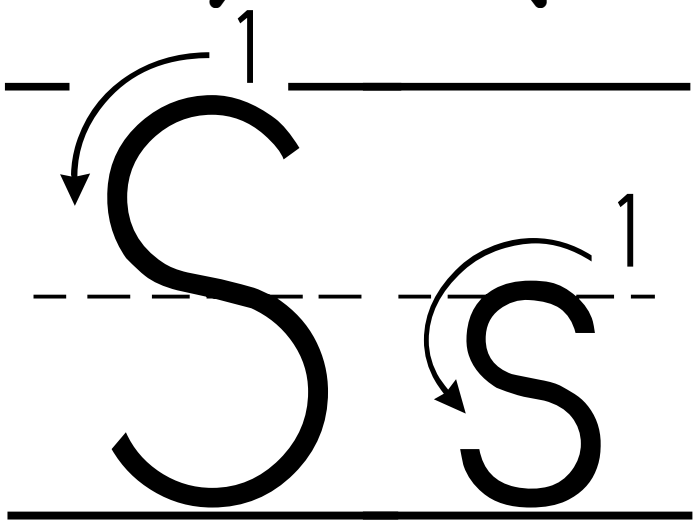

Ss



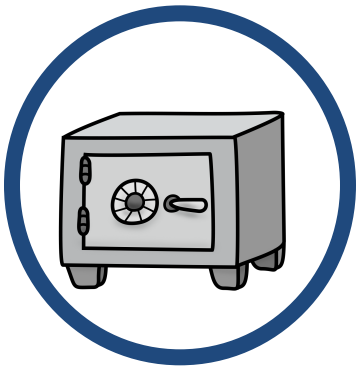

s i t

s i x

s u n

s e a l

s o a p

s o c k

s a f e

s n a k e



S s

Snail

S s s s s

S s s s s

S s s s s

s s s s s

s s s s s

s s s s s

S s

Snail

S s s s s

S s s s s

S s s s s

s s s s s

s s s s s

s s s s s

S s

Snail

S s s s s

S s s s s

S s s s s

s s s s s

s s s s s

s s s s s

Name:

MATCH THE LETTER

For each row circle the matching letter.

s	r	d	s	x
S	A	S	R	C
s	h	v	j	s
S	S	U	B	N
s	b	s	k	t
S	M	O	S	F

Name:

LETTER s MAZE

Help find the matching sock. Color the letter s to find the right path.



Name:

MATCH THE SOUND

For each row color the picture to match the beginning sound.

S			
S			
S			
S		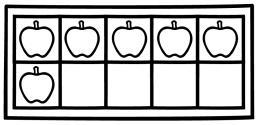	
S			
S			

Name:

I SPY LETTER Ss

Use a magnifying glass to find the hidden words.



Ss Words

- ❑ six
- ❑ sun
- ❑ seal
- ❑ soap
- ❑ sock
- ❑ safe
- ❑ snail
- ❑ snake

Name_____ Date _____

Size Activity | Color the smallest shape in each group.



Name_____ Date_____

Size Activity



Color the bigger strawberry



Color the smaller donut



Color the bigger owl



Color the smaller cup



Color the bigger car



Color the smaller ball

Tt



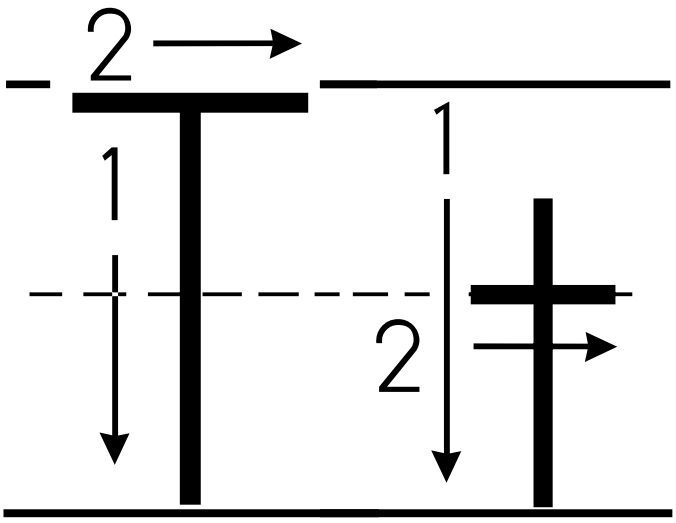

Tt



t e n

t i e

t o p

t o o l

t r a p

t r e e

t r a i n

t o o t h



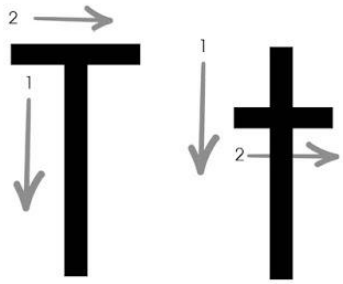
2
1
1
2

Turtle

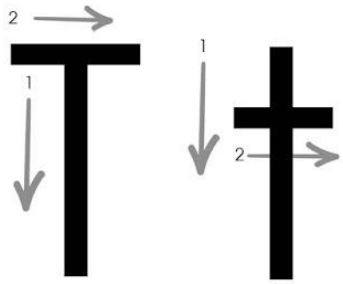
2
1
1
2

Turtle

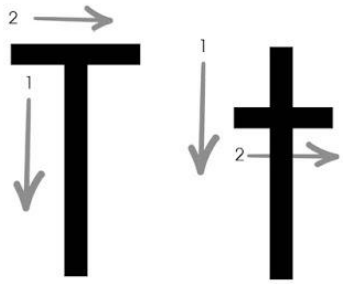
2
1
1
2

Turtle

Name:

MATCH THE LETTER

For each row circle the matching letter.

t	t x y i
T	O N T E
t	i t p d
T	H E R T
t	m a t o
T	T C K F

Name:

LETTER t MAZE

Help the tortoise win the race. Color the letter t to find the right path.



Name:

MATCH THE SOUND

For each row color the picture to match the beginning sound.



Name:

I SPY LETTER Tt

Use a magnifying glass to find the hidden words.



Tt Words

- ❑ ten
- ❑ tie
- ❑ top
- ❑ trap
- ❑ tree
- ❑ tooth
- ❑ turtle
- ❑ train

Week Two:

Uu & Vv

Same and Different



Uu

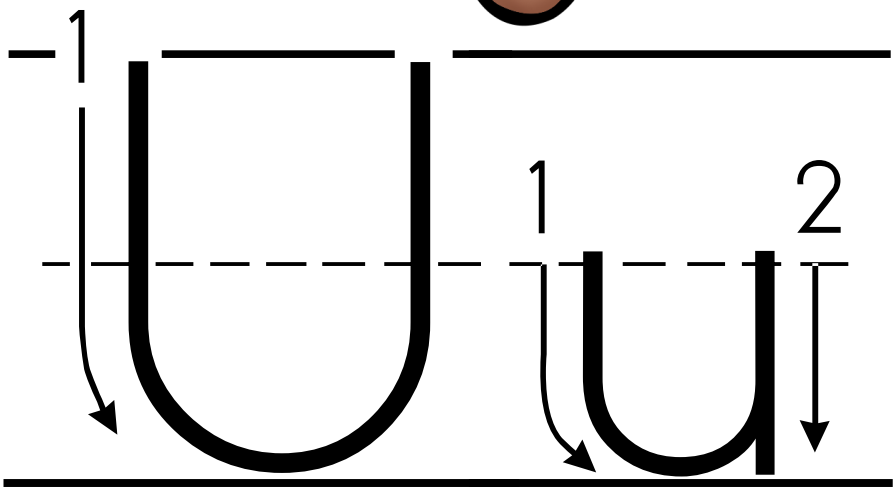

Uu

urn

use

undo

unit

under

unkind



unicorn

utensils

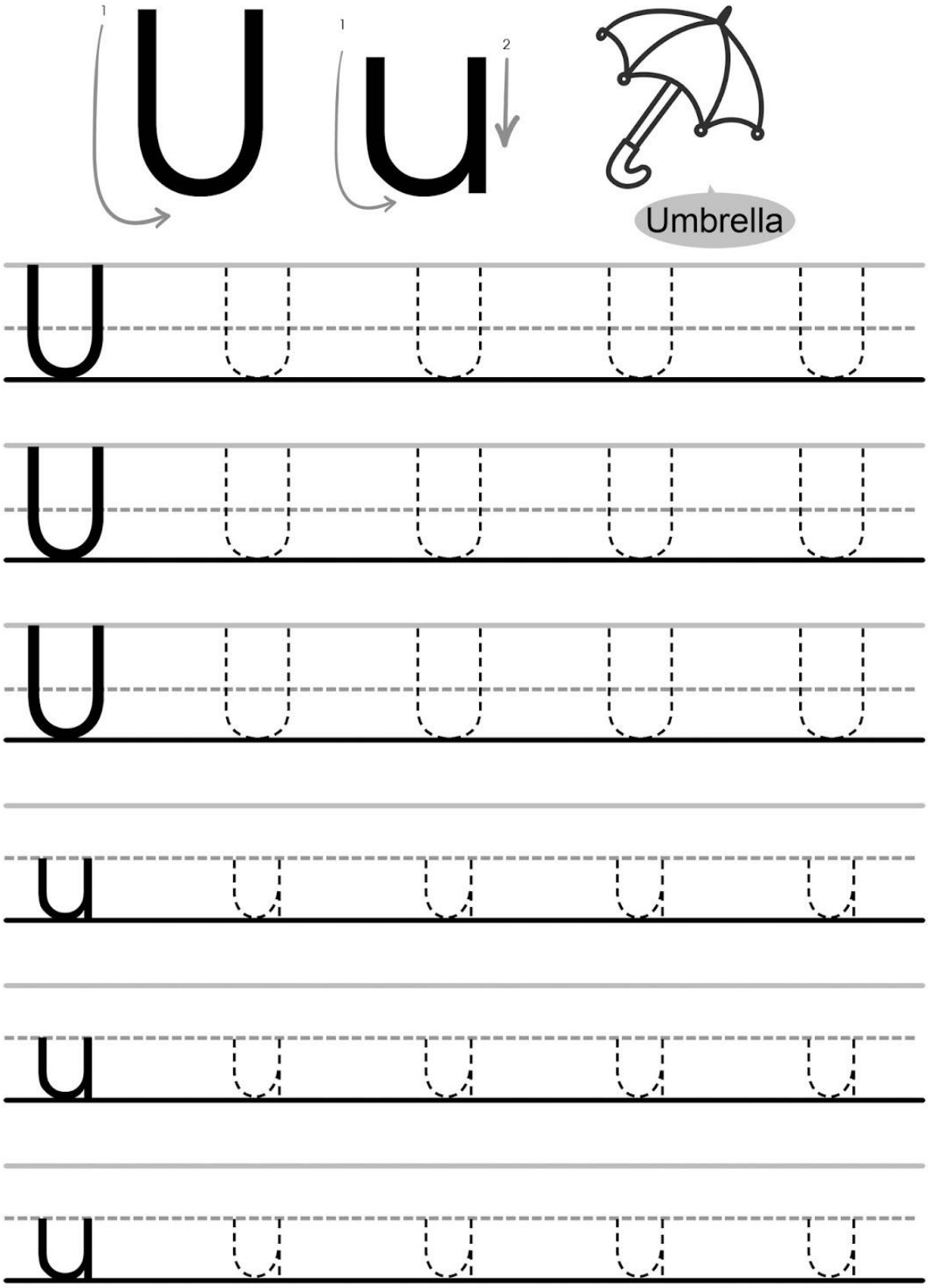
U u
Umbrella

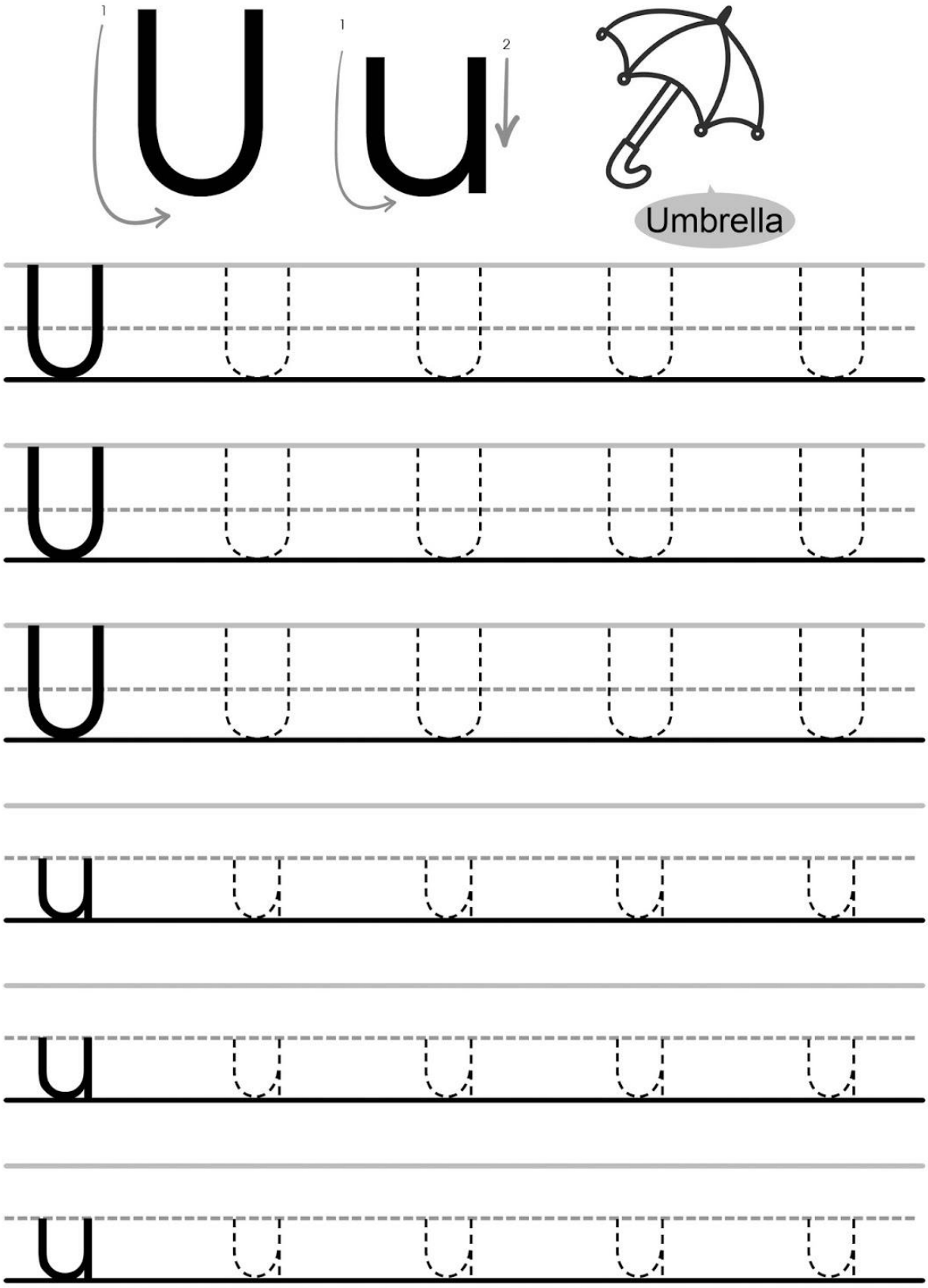
U u
Umbrella

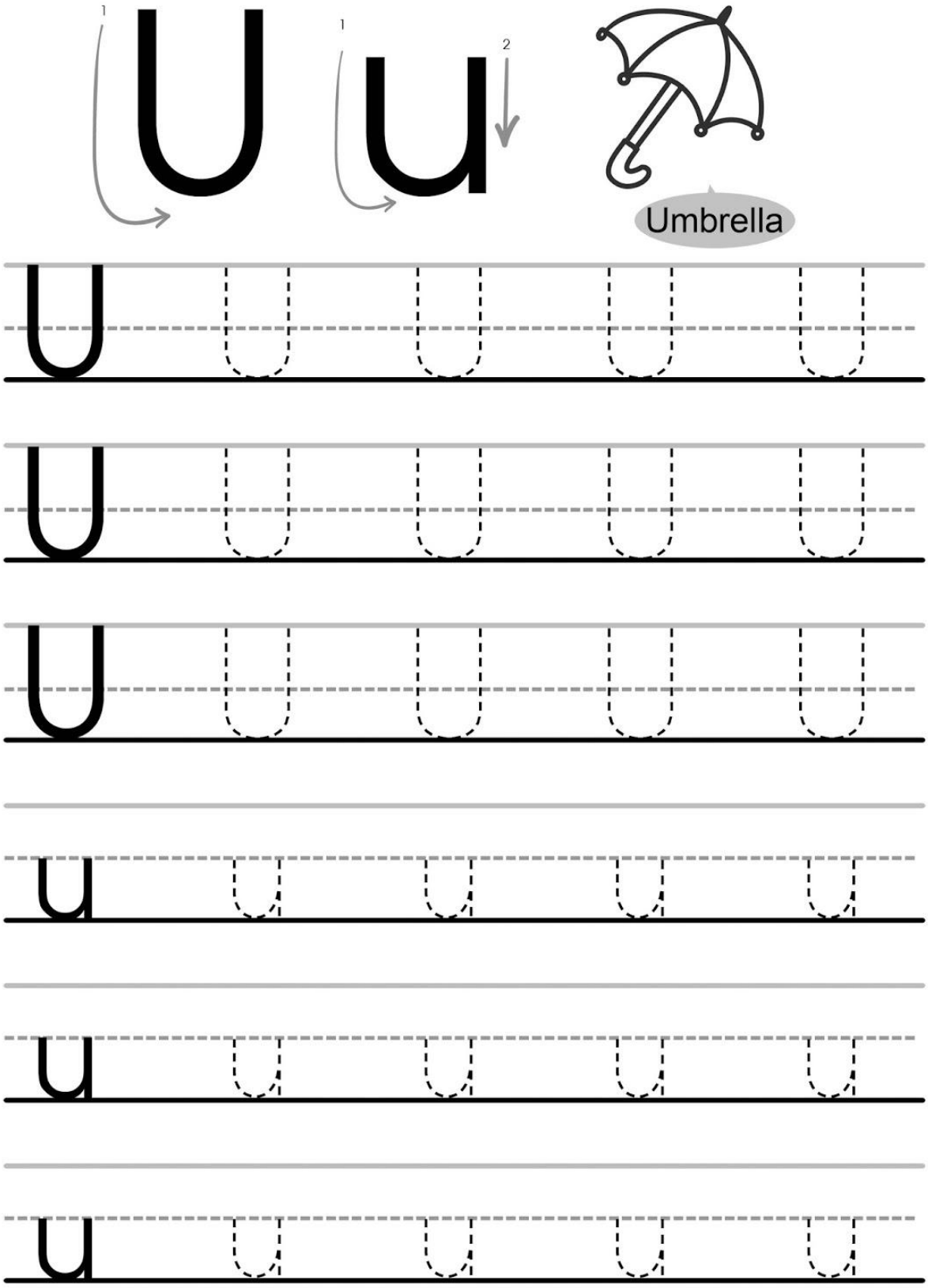
U u
Umbrella

Name:

MATCH THE LETTER

For each row circle the matching letter.

u	y	f	u	r
U	S	U	P	H
u	u	g	w	i
U	N	L	U	A
u	o	c	b	u
U	U	E	K	T

Name:

LETTER u MAZE

Fine the umbrella to stay dry from the rain. Color the letter u to find the right path.



Name:

COLOR BY LETTER

Color the picture using the code.

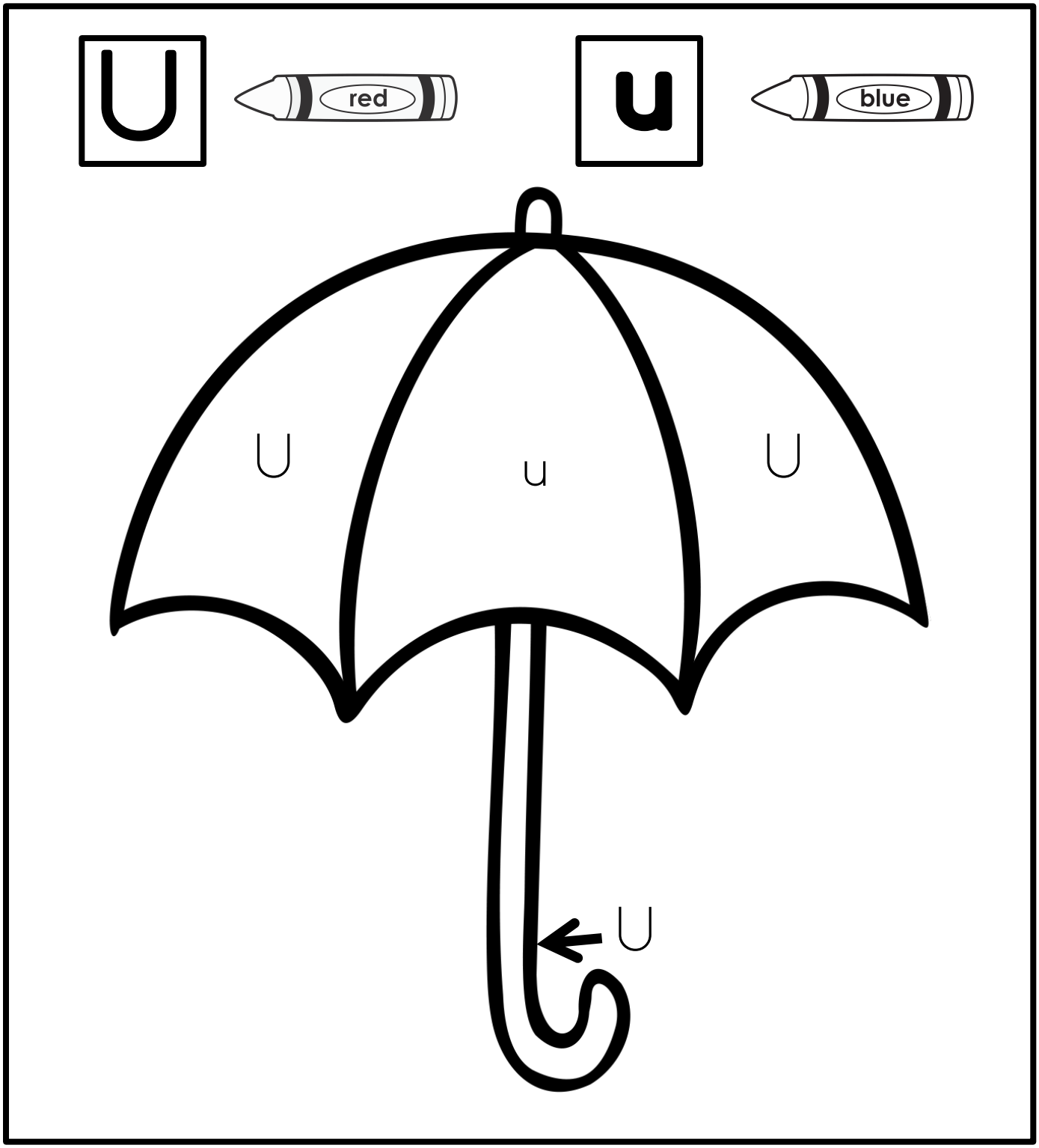

Name:

MATCH THE SOUND

For each row color the picture to match the beginning sound.

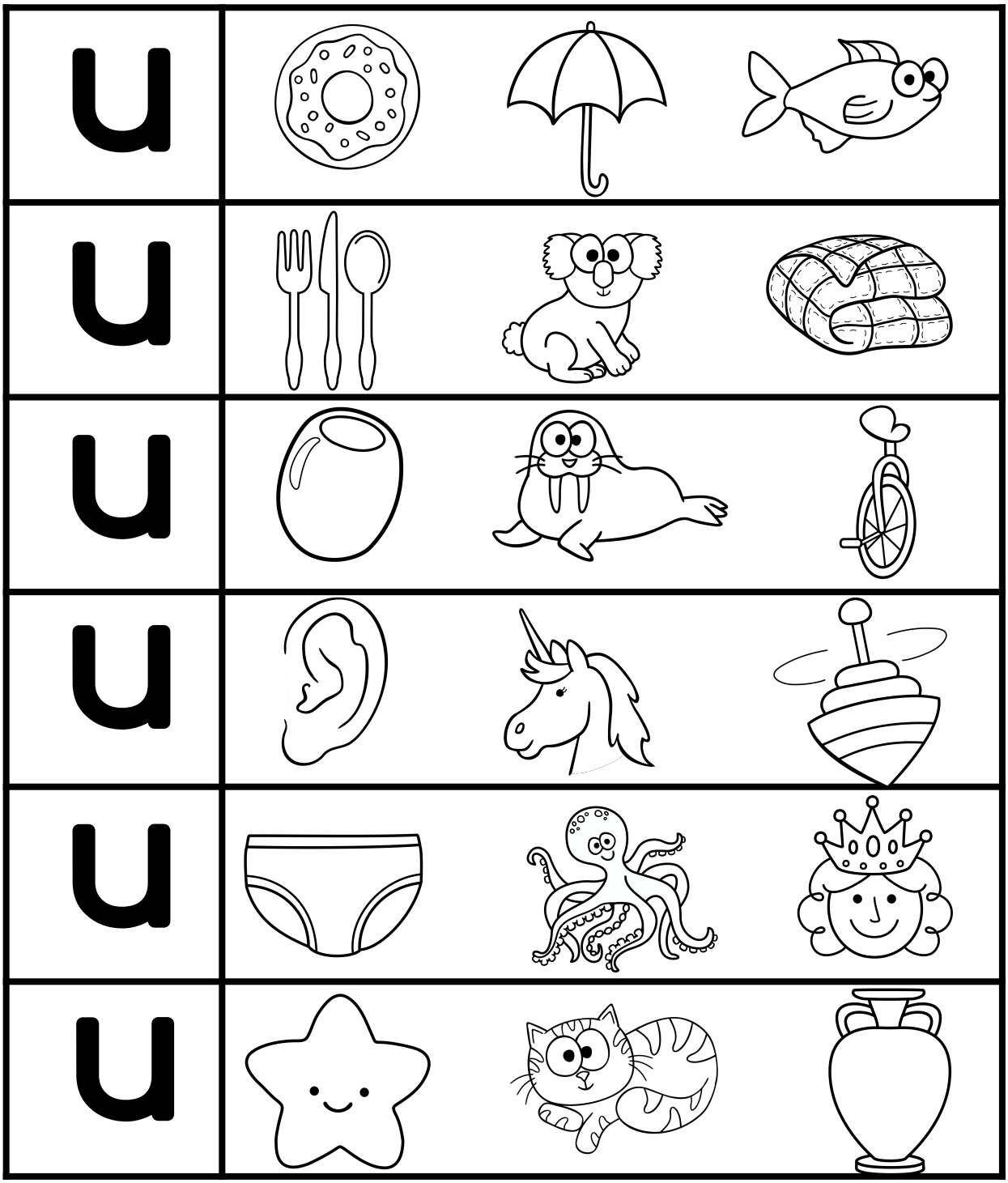

Name:

I SPY LETTER Uu

Use a magnifying glass to find the hidden words.



Uu Words

- ❑ use
- ❑ unit
- ❑ urn
- ❑ under
- ❑ unkind
- ❑ unicorn
- ❑ umbrella
- ❑ unicycle

Name_____ Date_____

Sunday Monday Tuesday Wednesday Thursday Friday Saturday

Beginning Sounds

For each set, say the name of each picture then pick the beginning sound they share.

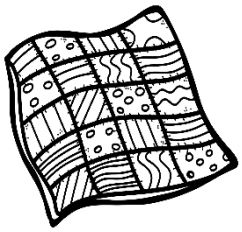

s g q



i y w



j n h




b p d

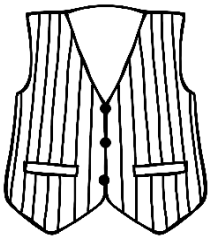


c v y

Copyright © 2017 The Education Highway: Celeste Cuevas. All rights reserved by author.

Vv

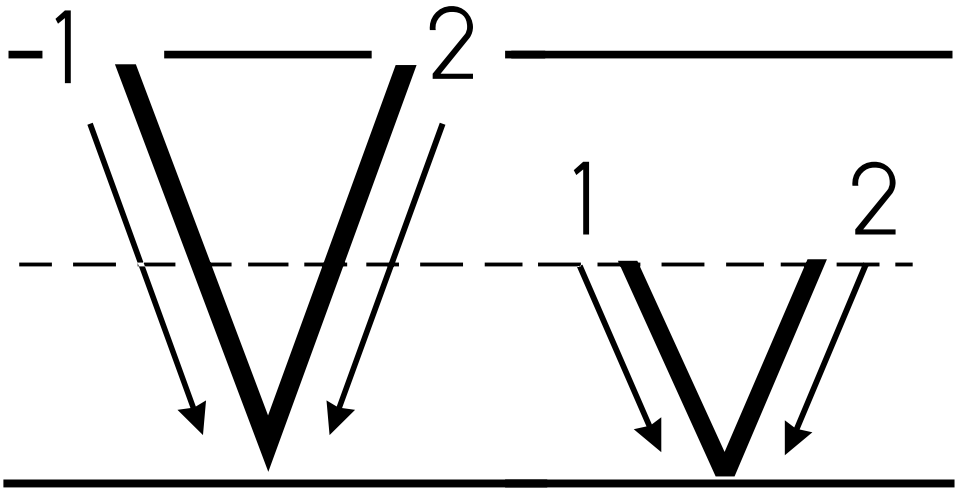

Vv

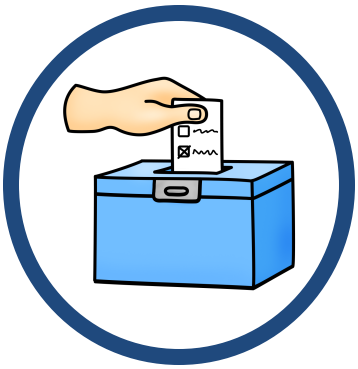

v a n

v e t

v a s e

v o t e

v e n o m

v o i c e

v i o l i n

v a l l e y

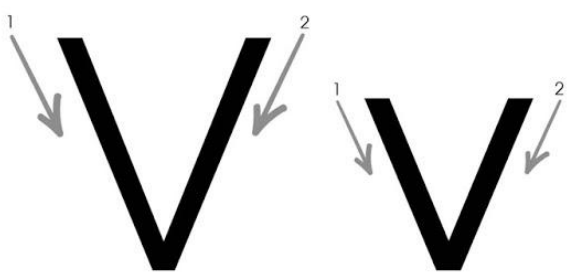
1
2
1
2

Vase

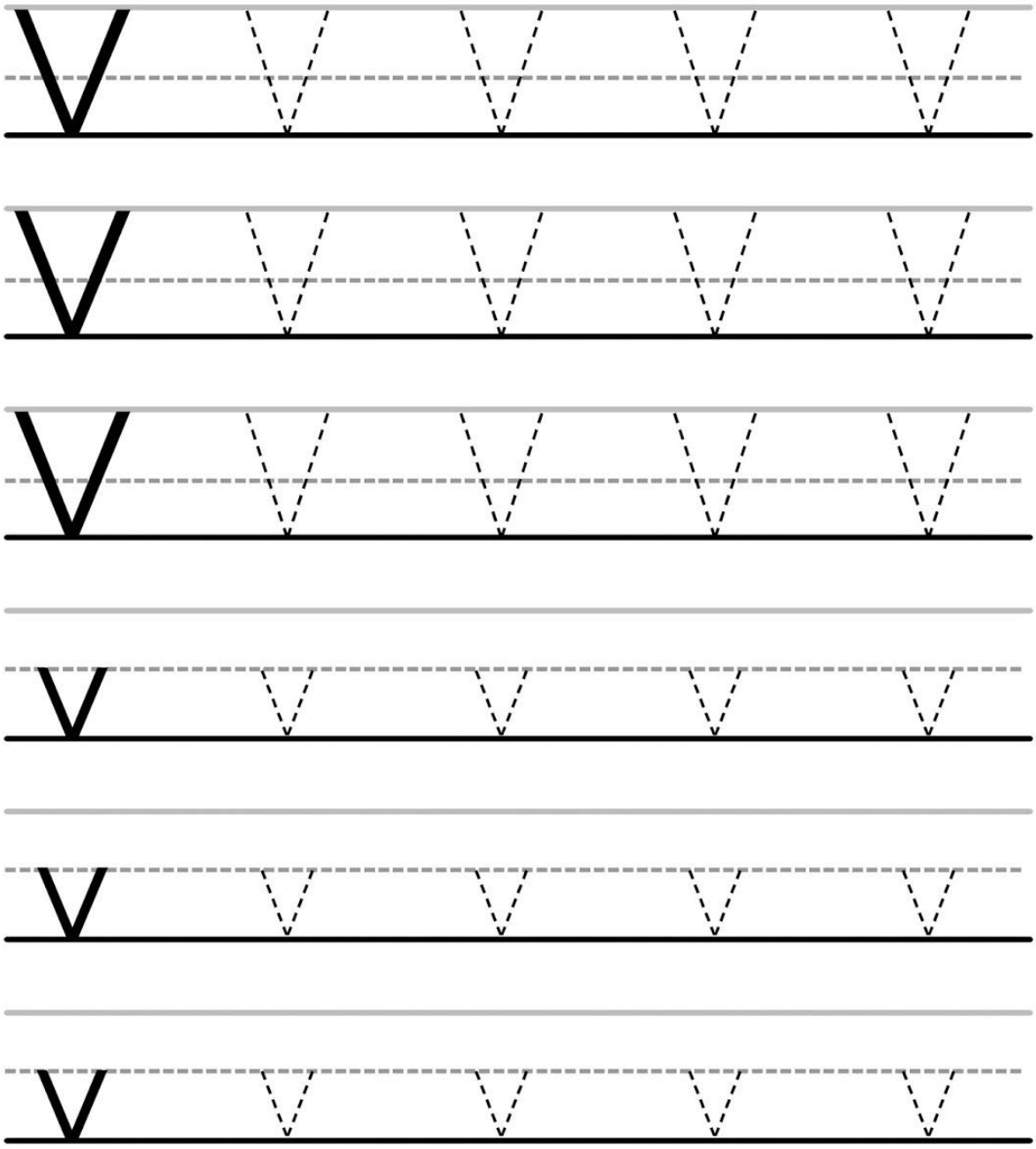

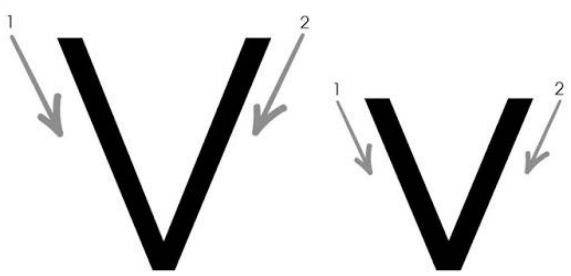
1
2
1
2

Vase

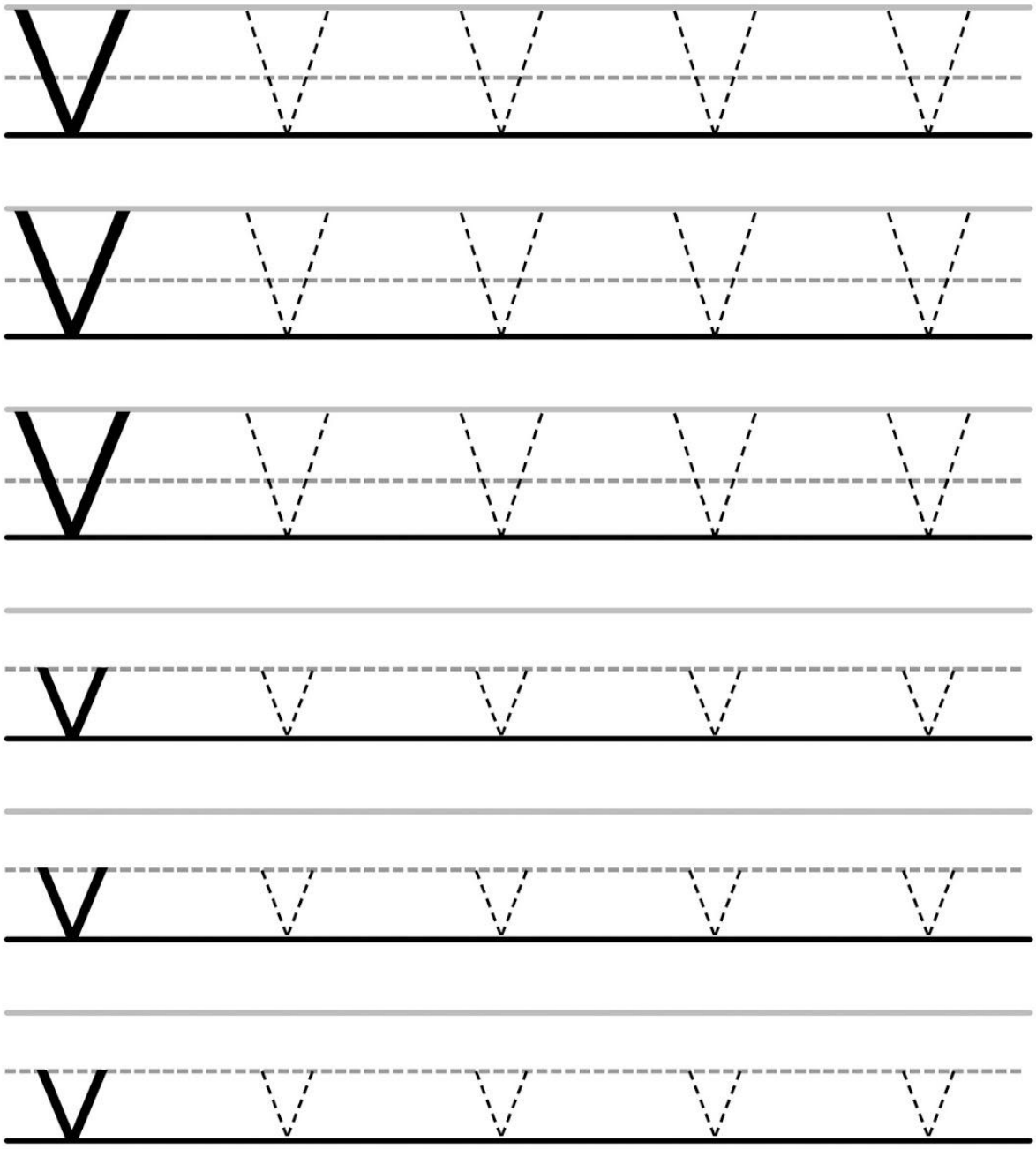

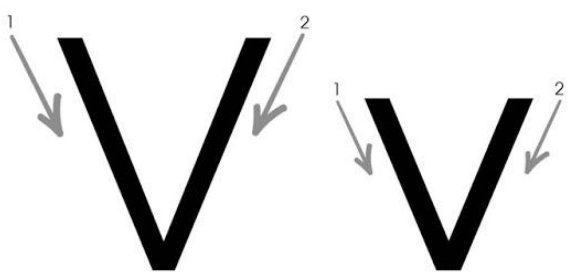
1
2
1
2

Vase

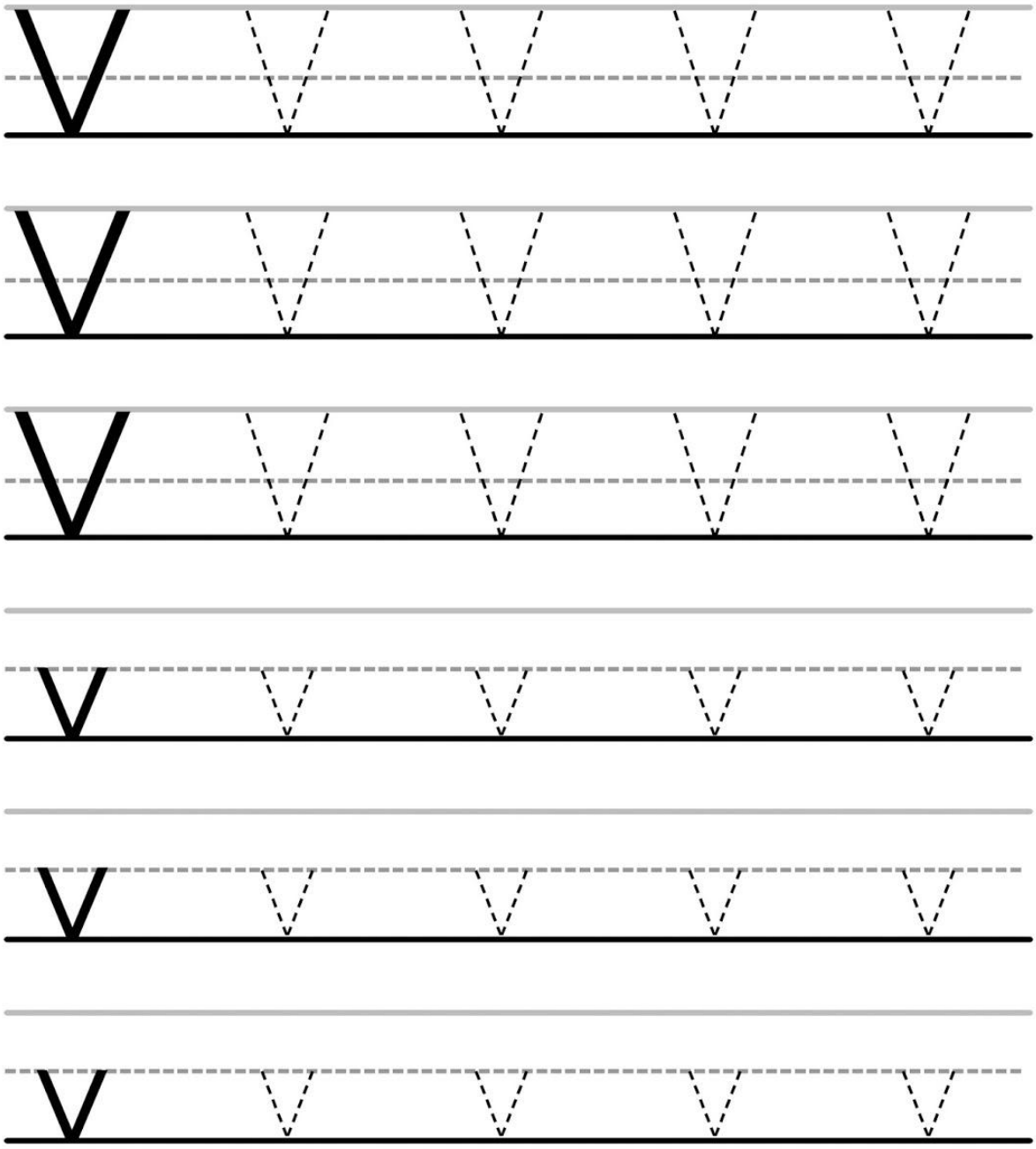

Name:

MATCH THE LETTER

For each row circle the matching letter.

v	o	v	k	s
V	V	A	B	J
v	l	d	t	v
V	R	E	V	O
v	v	g	a	w
V	C	V	U	T

Name:

LETTER V MAZE

Put the flower in the vase. Color the letter V to find the right path.

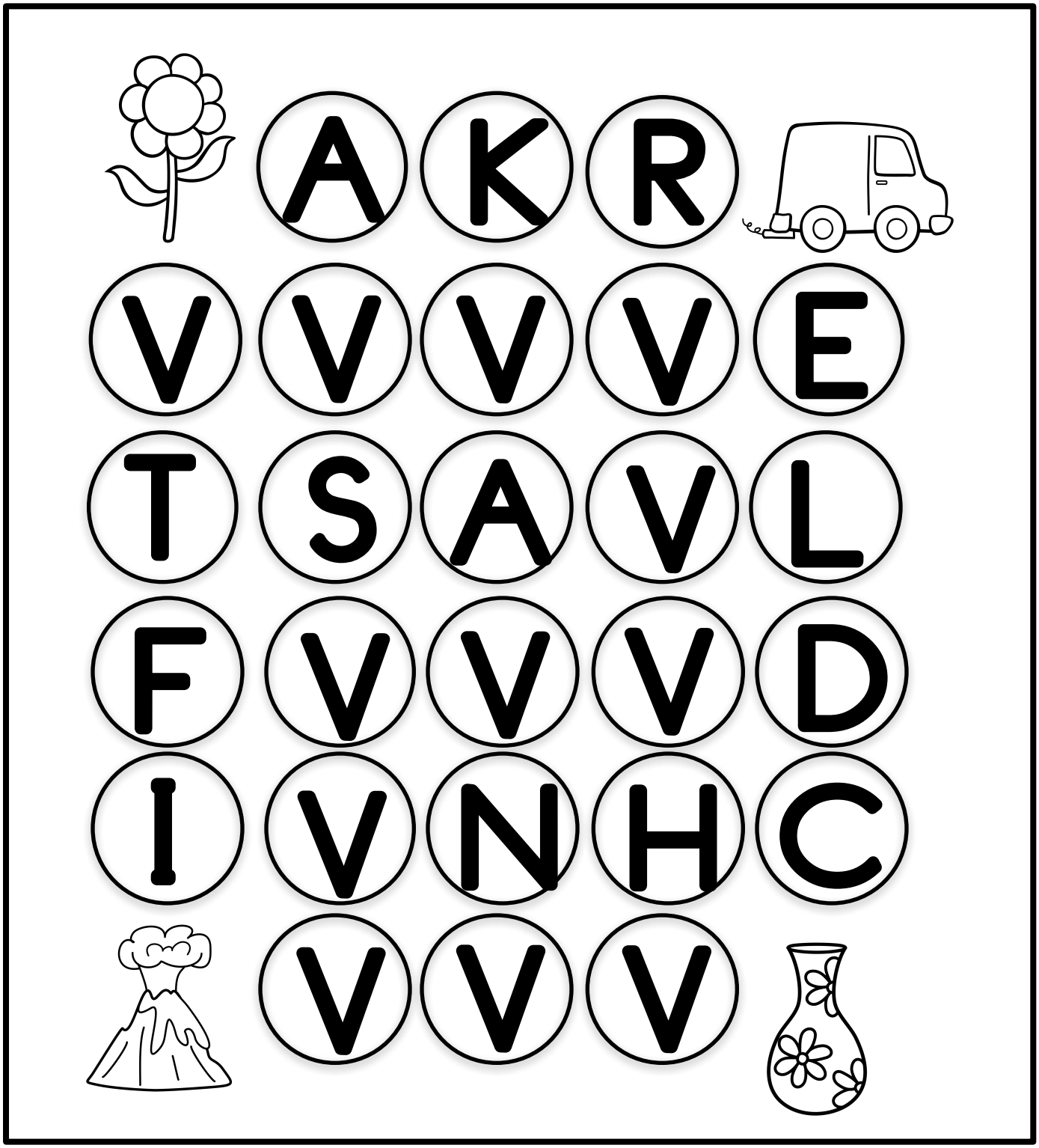

Name:

COLOR BY LETTER

Color the picture using the code.



Name:

MATCH THE SOUND

For each row color the picture to match the beginning sound.

V			
V			
V			
V			
V			
V			

Name:

I SPY LETTER Vv

Use a magnifying glass to find the hidden words.

Vv Words

- van
- vet
- vase
- vote
- venom
- voice
- violin
- valley

Which is the tallest?

Circle the tallest object on each row and color it.

Name_____



Name : _____ Date : _____

Circle the biggest picture in each row.



https://whatistheurl.com/

Week Three:

Ww & Xx

Same and Different





Ww



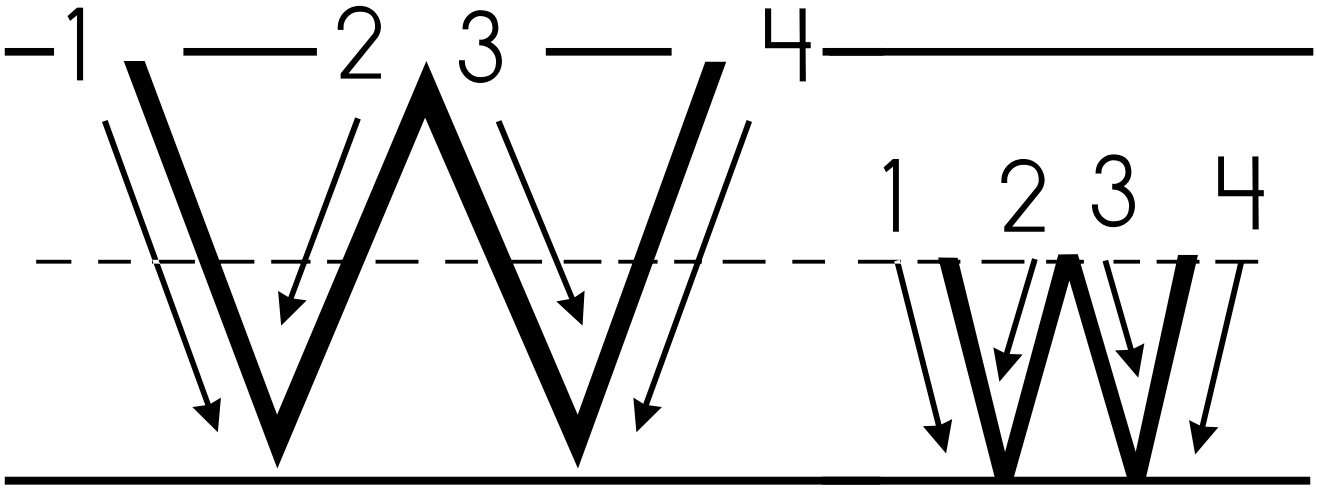

Ww



w e b

w e t

w i g

w o n

w a k e

w a n d

w a g o n

w h a l e

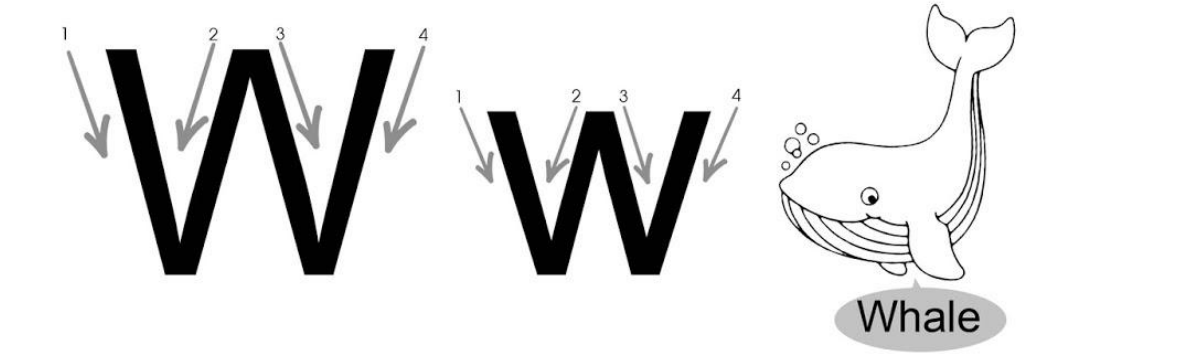
1
2
3
4
W
1
2
3
4
w
Whale


W w w w w
W w w w w
W w w w w
W w w w w
W w w w w
W w w w w

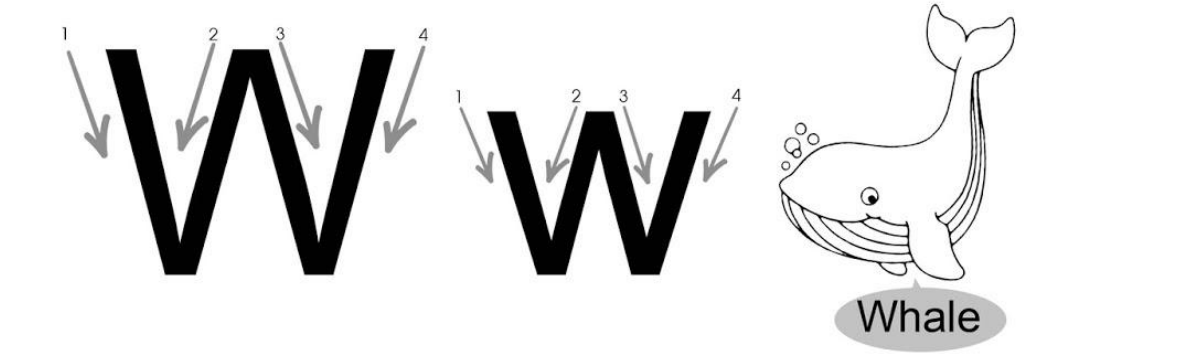
1
2
3
4
W
1
2
3
4
w
Whale


W w w w w
W w w w w
W w w w w
W w w w w
W w w w w
W w w w w

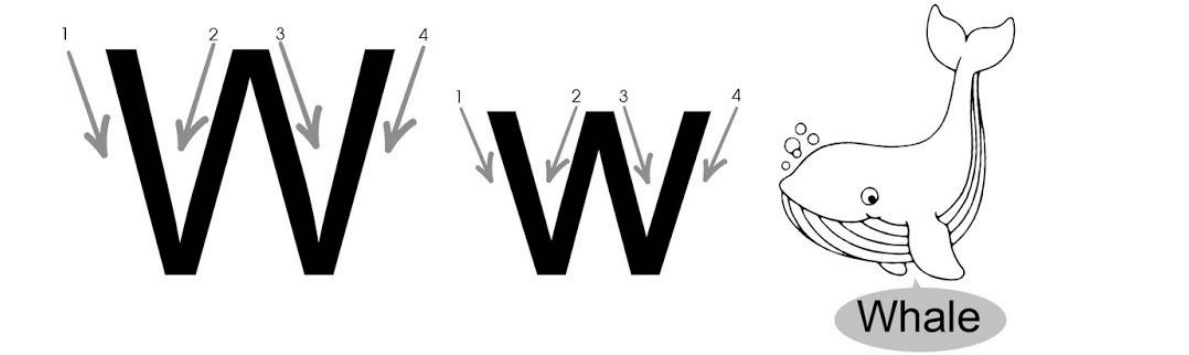
1
2
3
4
W
1
2
3
4
w
Whale


W w w w w
W w w w w
W w w w w
W w w w w
W w w w w
W w w w w

Name:

MATCH THE LETTER

For each row circle the matching letter.

w	c w k l
W	U F W S
w	w n e t
W	Y W P B
w	o v h w
W	W A G M

Name:

LETTER w MAZE

The whale likes to play in the waves. Color the letter w to find the right path.



Name:

MATCH THE SOUND

For each row color the picture to match the beginning sound.

W			
W			
W		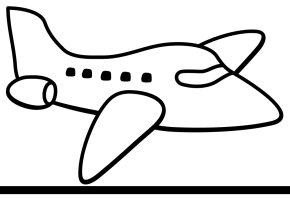	
W			
W			
W			

Name:

I SPY LETTER Ww

Use a magnifying glass to find the hidden words.



Ww Words

- ❑ web
- ❑ wet
- ❑ wig
- ❑ won
- ❑ why
- ❑ when
- ❑ what
- ❑ with

Name_____ Date_____

Sunday Monday Tuesday Wednesday Thursday Friday Saturday

Beginning Sounds

For each set, say the name of each picture then pick the beginning sound they share.




y n k


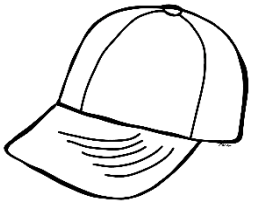

c k h



a s d

j p s




w i l

Copyright © 2017 The Education Highway: Celeste Cuevas. All rights reserved by author.

Xx



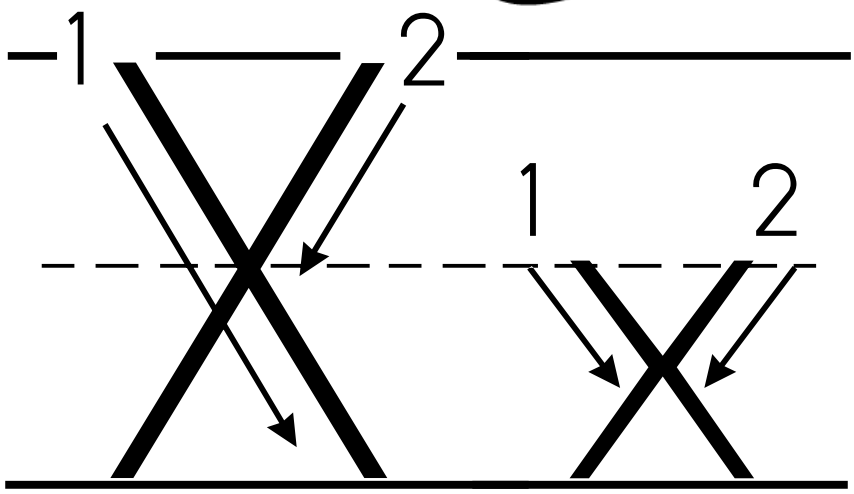

Xx



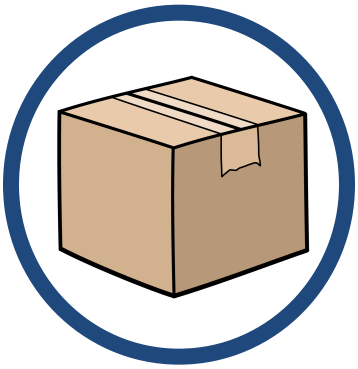

t a x

w a x

f i x

s i x

m i x

b o x

f o x



x – r a y

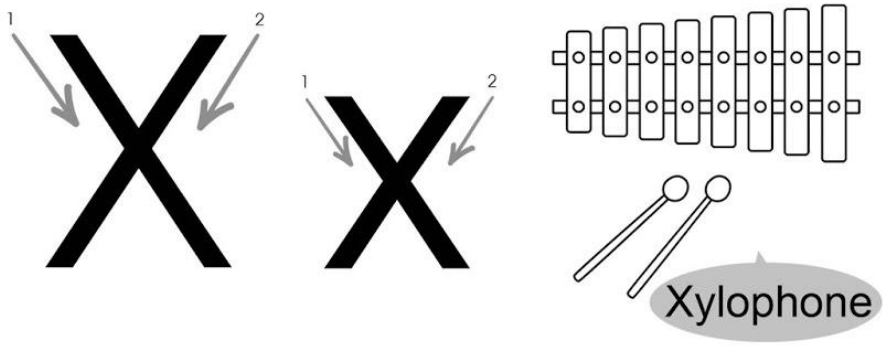
1
2
1
2
Xylophone

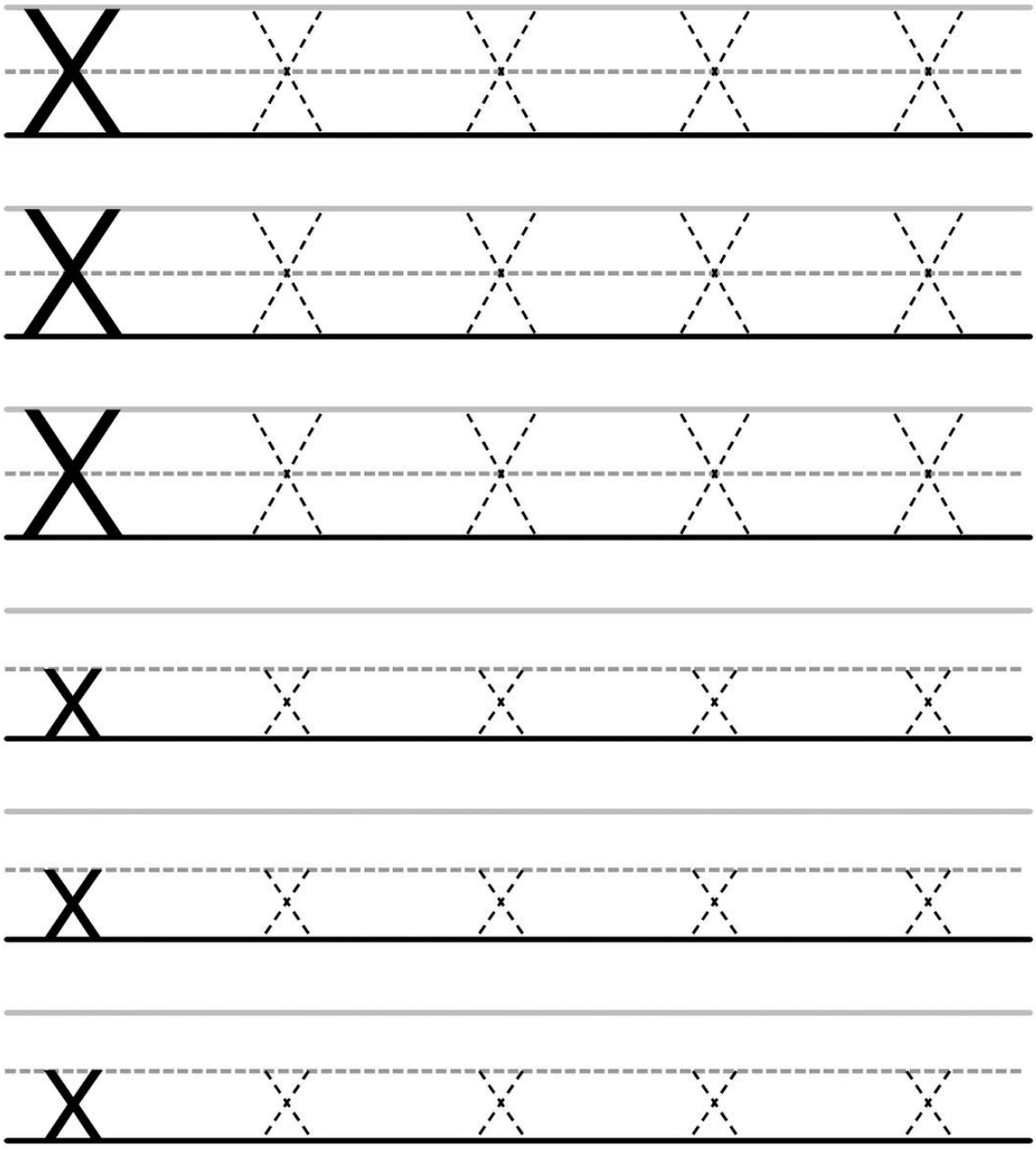

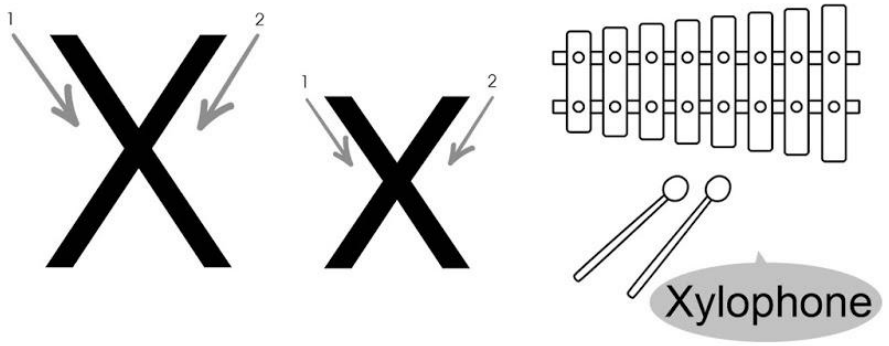
1
2
1
2
Xylophone

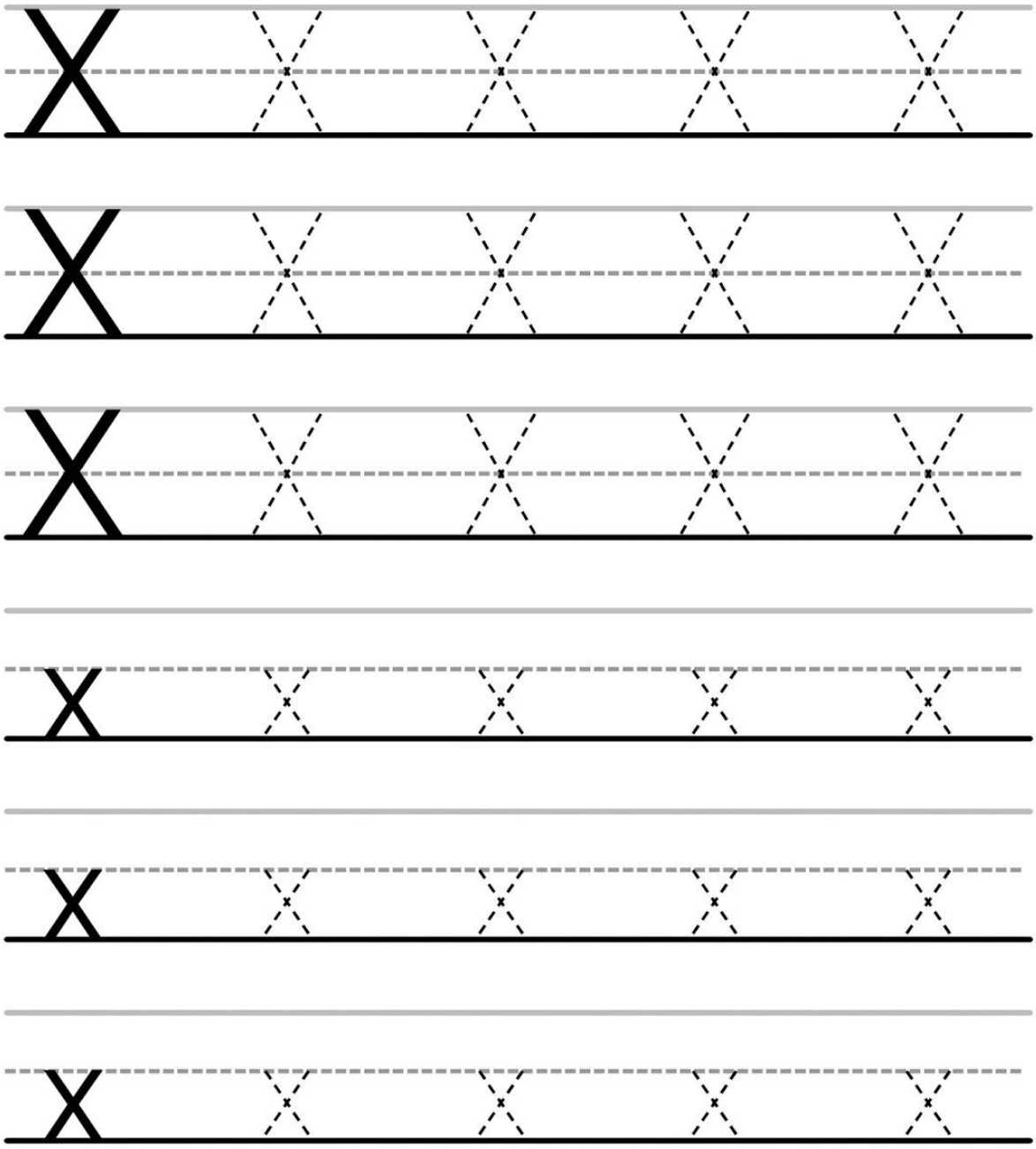

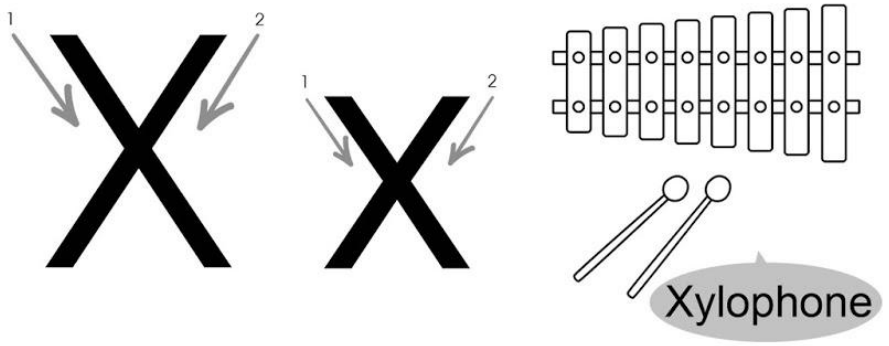
1
2
1
2
Xylophone

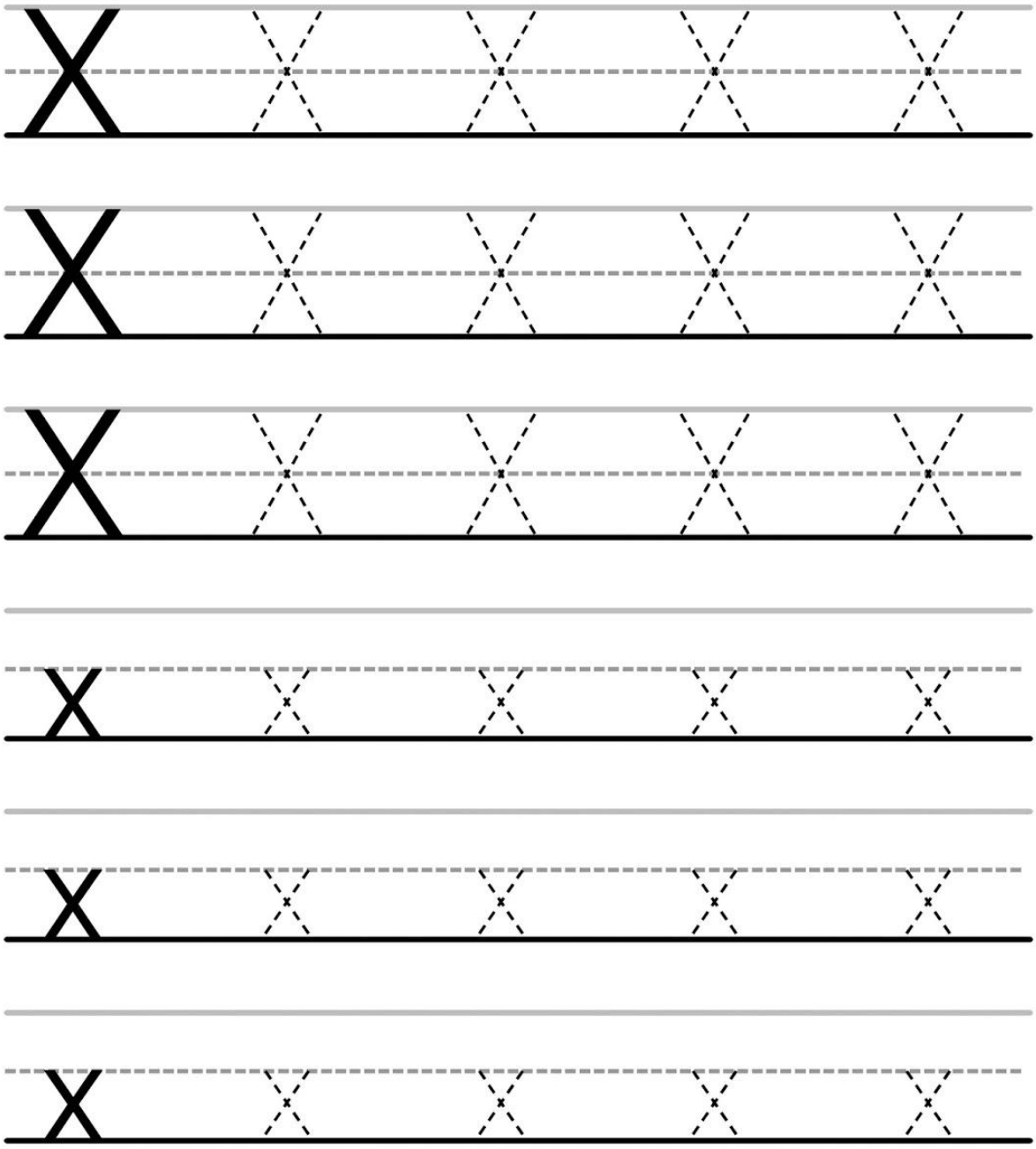

Name:

MATCH THE LETTER

For each row circle the matching letter.

x	d	u	x	t
X	X	C	O	K
x	w	e	s	x
X	R	X	H	B
x	x	f	i	v
X	A	E	X	J

Name:

LETTER x MAZE

The truck needs to be fixed. Color the letter x to find the right path.



Name:

MATCH THE SOUND

For each row color the picture to match the beginning sound.



Name:

I SPY LETTER Xx

Use a magnifying glass to find the hidden words.



Xx Words

- ❑ wax
- ❑ mix
- ❑ fix
- ❑ six
- ❑ box
- ❑ fox
- ❑ T-Rex
- ❑ x-ray

Measurement Activity

Name_____

Look at the pairs of objects below. Circle the object that is longer.



Name_____

Measurement Activity

Look at the pairs of objects below. Circle the object that is shorter.

Week Four:

Yy & Zz

Same and Different



Yy



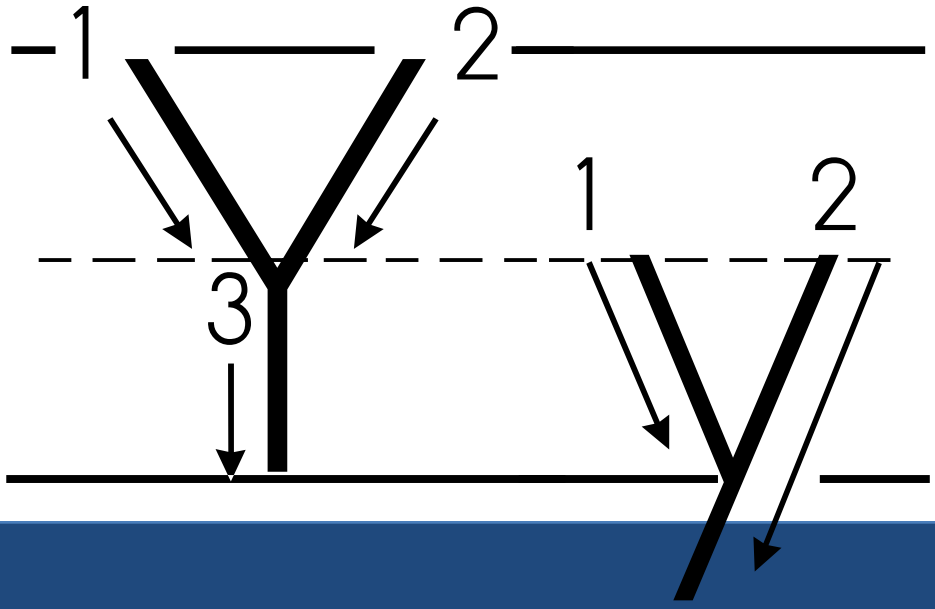

Yy

y a k

y a m

y e s

y e t

y a m

y a r n

y o y o

y e l l o w





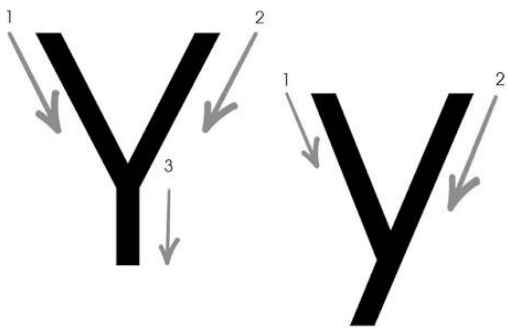
1
2
3
1
2


Yak



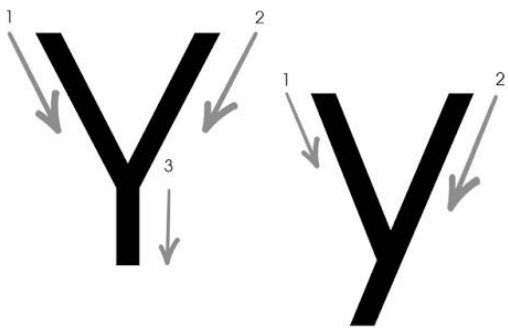
1
2
3
1
2


Yak



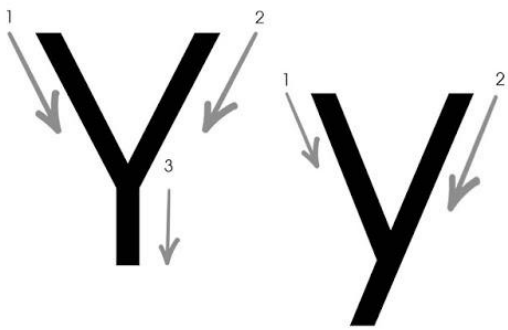
1
2
3
1
2


Yak



Name:

MATCH THE LETTER

For each row circle the matching letter.

y	h	y	o	t
Y	A	G	M	Y
y	f	u	y	s
Y	I	D	E	Y
y	y	n	k	p
Y	N	Y	B	R

Name:

LETTER y MAZE

The boy wants to play with the yoyo. Color the letter y to find the right path.



Name:

MATCH THE SOUND

For each row color the picture to match the beginning sound.



Name:

I SPY LETTER Yy

Use a magnifying glass to find the hidden words.



Yy Words

- ❑ yak
- ❑ yam
- ❑ yes
- ❑ yet
- ❑ yarn
- ❑ yoyo
- ❑ yolk
- ❑ yellow

Name_____ Date_____

Sunday Monday Tuesday Wednesday Thursday Friday Saturday

Beginning Sounds

For each set, say the name of each picture then pick the beginning sound they share.




b p d




o g w




l u r



t f k

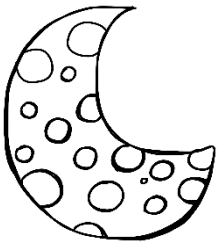


m n e

Copyright © 2017 The Education Highway: Celeste Cuevas. All rights reserved by author.

Zz



Zz

zap

zoo

zero

zoom

zone

zebra

zipper

zigzag

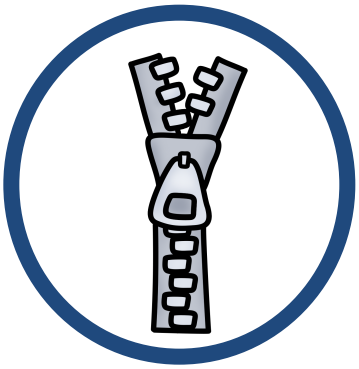







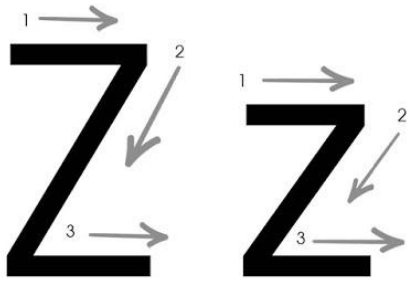
1
2
3
1
2
3

Zebra

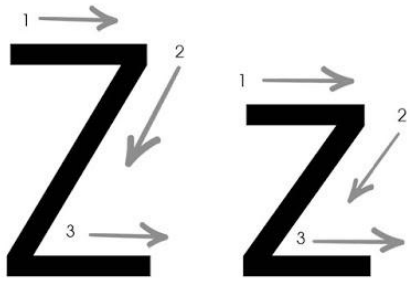
1
2
3
1
2
3

Zebra

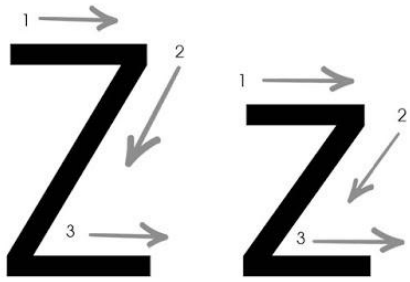
1
2
3
1
2
3

Zebra

Name:

MATCH THE LETTER

For each row circle the matching letter.

z	o	z	m	s
Z	A	F	Z	B
z	z	d	r	u
Z	Z	W	L	K
z	g	v	e	z
Z	O	Z	T	D

Name:

LETTER z MAZE

Help the zebra find its way to the zoo. Color the letter z to find the right path.



Name:

MATCH THE SOUND

For each row color the picture to match the beginning sound.

Z			
Z			
Z			
Z			
Z			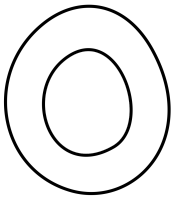
Z			

Name:

I SPY LETTER Zz

Use a magnifying glass to find the hidden words.



Zz Words

- ❑ zap
- ❑ zoo
- ❑ zero
- ❑ zoom
- ❑ zone
- ❑ zebra
- ❑ zipper
- ❑ zigzag

Name_____ Date _____

Tall or Short

Write T to show tall, and S to show short under each picture.

www.cleverlearner.com

Name_____ Date _____

Tall or Short

Write **Tall** or **Short** under each picture. Color the tall pictures.