



**Thursday, June 1, 2023**  
**Rocketship CA Board Committee (2022-23 Q4)**

**Meeting Time: 4:00pm**

**Public Comment: Members of the public can make comment on off-agenda items at the start of the meeting, and on agenda items immediately preceding the board's discussion of each item. You will be recognized once the public comment time begins, and be permitted to make comment for a duration of up to 3 minutes.**

**Meeting Location: 2001 Gateway Place, Suite 230E San Jose, CA 95110**

---

**Teleconference locations:**

**950 Owsley Ave, San Jose, CA 95122**

**1700 Cavallo Rd, Antioch, CA 94509**

**2351 Olivera Rd, Concord, CA 94520**

**909 Roosevelt Ave, Redwood City, CA 94061**

**311 Plus Park Blvd Suite 130, Nashville, TN 37217**

---

**1. Opening Items**

- A. Call to order
- B. Public comment on off-agenda items

---

**2. Consent Items**

- A. Approve minutes from May 18, 2023 CA Board Committee meeting

---

**3. Agenda Items**

- A. Executive Director Update
- B. Recommend approval of the 23-24 CA Instructional Calendar to the Rocketship Board of Directors
- C. Recommend approval of the Local Control Accountability Plans (LCAPs) for all California Rocketship schools: Rocketship Mateo Sheedy, Rocketship Si Se Puede, Rocketship Los Suenos, Rocketship Mosaic, Rocketship Discovery Prep, Rocketship Brilliant Minds, Rocketship Alma, Rocketship Spark, Rocketship Fuerza, Rocketship Rising Stars, Rocketship Redwood City Prep, Rocketship Futuro, and Rocketship Delta Prep to the Rocketship Board of Directors
- D. SY23-24 California Budget Update
- E. EOY Achievement Updates
- F. Curriculum Updates
- G. Staffing Update

---

**4. Break**

---

**5. Agenda Items (contd.)**

- A. Parent Leaders Meet with the CA Board Committee

---

**6. Adjourn**

THE ORDER OF BUSINESS AND TIMINGS MAY BE CHANGED WITHOUT NOTICE: Notice is hereby given that the order of consideration of matters on this agenda may be changed without prior notice, provided that the Board takes action to effectuate such change.

**REASONABLE ACCOMMODATION WILL BE PROVIDED FOR ANY INDIVIDUAL WITH A DISABILITY:** Pursuant to the Rehabilitation Act of 1973 and the Americans with Disabilities Act of 1990, any individual with a disability who requires reasonable accommodation to attend or participate in this meeting may request assistance by contacting us at [compliance@rsed.org](mailto:compliance@rsed.org).

**SPANISH & VIETNAMESE TRANSLATION:** If you need Spanish or Vietnamese audio translation in order to access the Rocketship Board meeting, please send a request to [compliance@rsed.org](mailto:compliance@rsed.org) at least 24 hours before the start of the meeting. If you would like to make a public comment in Spanish or Vietnamese and would like us to translate to English for the Board, please send a request to [compliance@rsed.org](mailto:compliance@rsed.org) at least 24 hours before the start of the meeting.

Si necesita traducción de audio al español para acceder a la reunión de la Mesa Directiva de Rocketship, envíe una solicitud a [compliance@rsed.org](mailto:compliance@rsed.org) por lo menos 24 horas antes del inicio de la reunión.

Si desea hacer un comentario público en español y desea que lo traduzcamos al inglés para la Mesa Directiva, envíe una solicitud a [compliance@rsed.org](mailto:compliance@rsed.org) por lo menos 24 horas antes del inicio de la reunión.

## **Rocketship CA Board Committee (2022-23 Q3) (Thursday, May 18, 2023)**

*Generated by Cristina Vasquez on Friday, May 19, 2023*

### **1. Opening Items**

#### **A. Call to order**

At 4:03pm, Ms. Bernal Samano took roll call. With a quorum of committee members present, Ms. Bernal Samano called the meeting to order.

Present: Ruben Solorio, Hugo Castaneda, Matt Red, Diana Phuong, Deja Gipson, Yolanda Bernal Samano

Absent: Courtney Shenberg

#### **B. Public comment on off-agenda items**

At 4:04pm, Ms. Bernal Samano called for public comment on off-agenda items. No comments from the public were made.

### **2. Consent Items**

#### **A. Approve minutes from the February 9, 2023 CA Board Committee meeting**

At 4:05pm, a motion to approve consent items was made by Mr. Solorio, seconded by Mr. Castaneda, and carried unanimously by roll call vote.

Y: Ruben Solorio, Hugo Castaneda, Matt Red, Diana Phuong, Deja Gipson, Yolanda Bernal Samano

N: --

Abstain: --

### **3. Agenda Items**

#### **A. Executive Director Update**

At 4:06pm, the committee discussed agenda item 3(A). No action was taken.

#### **B. Overview of Local Control Accountability Plans (LCAPs) for all California Rocketship Schools**

At 4:13pm, the committee discussed agenda item 3(B). No action was taken.

#### **C. Family Survey**

At 4:48pm, the committee discussed agenda item 3(C). No action was taken.

#### **D. SY23-24 Priorities and Outcomes for California Schools**

At 5:29pm, the committee discussed agenda item 3(D). No action was taken.

#### **E. Enrollment Update**

At 5:45pm, the committee discussed agenda item 3(E). No action was taken.

#### **F. Staffing Update**

At 6:00pm, due to time, a motion to move agenda item 3(F) - Staffing Update to the June 1, 2023 CA Committee meeting, was made by Ms. Phuong, seconded by Mr. Red, and carried unanimously by roll call vote.

Y: Ruben Solorio, Hugo Castaneda, Matt Red, Diana Phuong, Deja Gipson, Yolanda Bernal Samano

N: --

Abstain: --

### **4. Adjourn**

At 6:03pm, a motion to adjourn was made by Ms. Phuong, seconded by Mr. Castaneda, and carried unanimously by roll call vote.

Y: Ruben Solorio, Hugo Castaneda, Matt Red, Diana Phuong, Deja Gipson, Yolanda Bernal Samano

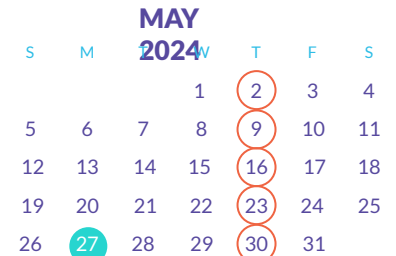

N: --

Abstain: --

- First/Last Day of School
- Holidays & Breaks - School Closed
- Minimum Day
- Family Conferences
- TK/Kinder Camp
- Wellness Day - No School for All

## 2023-2024 CA School Calendar

- Aug. 11 or 14:** TK/Kinder Camp
- Aug. 15:** First Day of School for All Grades
- Aug. 15-18:** Home Visits (Minimum Days)
- Sept. 4:** Labor Day Holiday
- Sept. 21-22:** Data Days (No School for Students)
- Oct. 9:** Indigenous Peoples Day (No School for All)
- Oct. 19-20:** Family/Teacher Conferences (Minimum Day 19th/ No School for Students 20th)
- Nov. 10:** Veterans Day
- Nov. 20-21:** Wellness Days (No School for All)
- Nov. 22-24:** Thanksgiving Holiday
- Dec. 21 - Jan. 3:** Winter Break
- Jan. 4-5:** Data Days (No School for Students)
- Jan. 15:** Martin Luther King, Jr. Day
- Feb. 15-16:** Family/Teacher Conferences (Minimum Day 15th/ No School for Students 16th)
- Feb. 19-23:** Wellness Break
- March 15:** Data Day (No School for Students)
- April 1-5:** Spring Break
- May 27:** Memorial Day Holiday
- June 6-12:** Family/Teacher Conferences (Minimum Days)
- June 12:** Last Day of School



## 2023-2024

### Lịch học Trường CA

11 hoặc 14 tháng 8: Hội trại mẫu giáo

15 tháng 8: Ngày đầu năm học cho tất cả các lớp

15-18 tháng 8: Thăm nhà (Ngày học ngắn hơn)

4 tháng 9: Ngày lễ lao động

21-22 tháng 9: Ngày không giảng dạy  
(Học sinh được nghỉ học)

9 tháng 10: Ngày dân tộc bản địa  
(Không có trường học cho bất cứ ai)

19-20 tháng 10: Họp phụ huynh/giáo viên  
(Ngày học ngắn hơn là ngày 19/Học sinh được nghỉ học vào ngày 20)

10 tháng 11: Ngày cựu chiến binh

20-21 tháng 11: Ngày hội sức khỏe (Không có trường học cho bất cứ ai)

22-24 tháng 11: Ngày lễ tạ ơn

21 tháng 12 - 3 tháng 1: Kỳ nghỉ đông

4-5 tháng 1: Ngày không giảng dạy  
(Học sinh được nghỉ học)

15 tháng 1: Ngày sinh Martin Luther King, Jr.

15-16 tháng 2: Họp phụ huynh/giáo viên  
(Ngày học ngắn hơn là ngày 15/Học sinh được nghỉ học vào ngày 16)

19-23 tháng 2: Kỳ nghỉ dưỡng

15 tháng 3: Ngày không giảng dạy  
(Học sinh được nghỉ học)

1-5 tháng 4: Kỳ nghỉ xuân

27 tháng 5: Ngày lễ tưởng niệm

6-12 tháng 6: Họp phụ huynh/giáo viên  
(Ngày học ngắn hơn)

12 tháng 6: Ngày kết thúc năm học

- Ngày đầu/ngày cuối năm học
- Ngày học ngắn hơn
- Hội trại TK (Mẫu giáo chuyên tiếp)/Mẫu giáo
- Ngày lễ & Kỳ nghỉ - Trường học đóng cửa
- Họp phụ huynh
- Ngày hội sức khỏe - Mọi học sinh đều được nghỉ học

#### THÁNG 8/2023

| CN | T2 | T3 | T4 | T5 | T6 | T7 |
|----|----|----|----|----|----|----|
|    |    | 1  | 2  | 3  | 4  | 5  |
| 6  | 7  | 8  | 9  | 10 | 11 | 12 |
| 13 | 14 | 15 | 16 | 17 | 18 | 19 |
| 20 | 21 | 22 | 23 | 24 | 25 | 26 |
| 27 | 28 | 29 | 30 | 31 |    |    |

#### THÁNG 9/2023

| CN | T2 | T3 | T4 | T5 | T6 | T7 |
|----|----|----|----|----|----|----|
|    |    |    |    |    | 1  | 2  |
| 3  | 4  | 5  | 6  | 7  | 8  | 9  |
| 10 | 11 | 12 | 13 | 14 | 15 | 16 |
| 17 | 18 | 19 | 20 | 21 | 22 | 23 |
| 24 | 25 | 26 | 27 | 28 | 29 | 30 |

#### THÁNG 10/2023

| CN | T2 | T3 | T4 | T5 | T6 | T7 |
|----|----|----|----|----|----|----|
| 1  | 2  | 3  | 4  | 5  | 6  | 7  |
| 8  | 9  | 10 | 11 | 12 | 13 | 14 |
| 15 | 16 | 17 | 18 | 19 | 20 | 21 |
| 22 | 23 | 24 | 25 | 26 | 27 | 28 |
| 29 | 30 | 31 |    |    |    |    |

#### THÁNG 11/2023

| CN | T2 | T3 | T4 | T5 | T6 | T7 |
|----|----|----|----|----|----|----|
|    |    |    | 1  | 2  | 3  | 4  |
| 5  | 6  | 7  | 8  | 9  | 10 | 11 |
| 12 | 13 | 14 | 15 | 16 | 17 | 18 |
| 19 | 20 | 21 | 22 | 23 | 24 | 25 |
| 26 | 27 | 28 | 29 | 30 |    |    |

#### THÁNG 12/2023

| CN | T2 | T3 | T4 | T5 | T6 | T7 |
|----|----|----|----|----|----|----|
|    |    |    |    |    | 1  | 2  |
| 3  | 4  | 5  | 6  | 7  | 8  | 9  |
| 10 | 11 | 12 | 13 | 14 | 15 | 16 |
| 17 | 18 | 19 | 20 | 21 | 22 | 23 |
| 24 | 25 | 26 | 27 | 28 | 29 | 30 |
| 31 |    |    |    |    |    |    |

#### THÁNG 1/ 2024

| CN | T2 | T3 | T4 | T5 | T6 | T7 |
|----|----|----|----|----|----|----|
|    | 1  | 2  | 3  | 4  | 5  | 6  |
| 7  | 8  | 9  | 10 | 11 | 12 | 13 |
| 14 | 15 | 16 | 17 | 18 | 19 | 20 |
| 21 | 22 | 23 | 24 | 25 | 26 | 27 |
| 28 | 29 | 30 | 31 |    |    |    |

#### THÁNG 2/2024

| CN | T2 | T3 | T4 | T5 | T6 | T7 |
|----|----|----|----|----|----|----|
|    |    |    |    | 1  | 2  | 3  |
| 4  | 5  | 6  | 7  | 8  | 9  | 10 |
| 11 | 12 | 13 | 14 | 15 | 16 | 17 |
| 18 | 19 | 20 | 21 | 22 | 23 | 24 |
| 25 | 26 | 27 | 28 | 29 |    |    |

#### THÁNG 3/2024

| CN | T2 | T3 | T4 | T5 | T6 | T7 |
|----|----|----|----|----|----|----|
|    |    |    |    |    | 1  | 2  |
| 3  | 4  | 5  | 6  | 7  | 8  | 9  |
| 10 | 11 | 12 | 13 | 14 | 15 | 16 |
| 17 | 18 | 19 | 20 | 21 | 22 | 23 |
| 24 | 25 | 26 | 27 | 28 | 29 | 30 |
| 31 |    |    |    |    |    |    |

#### THÁNG 4/2024

| CN | T2 | T3 | T4 | T5 | T6 | T7 |
|----|----|----|----|----|----|----|
|    | 1  | 2  | 3  | 4  | 5  | 6  |
| 7  | 8  | 9  | 10 | 11 | 12 | 13 |
| 14 | 15 | 16 | 17 | 18 | 19 | 20 |
| 21 | 22 | 23 | 24 | 25 | 26 | 27 |
| 28 | 29 | 30 |    |    |    |    |

#### THÁNG 5/2024

| CN | T2 | T3 | T4 | T5 | T6 | T7 |
|----|----|----|----|----|----|----|
|    |    |    | 1  | 2  | 3  | 4  |
| 5  | 6  | 7  | 8  | 9  | 10 | 11 |
| 12 | 13 | 14 | 15 | 16 | 17 | 18 |
| 19 | 20 | 21 | 22 | 23 | 24 | 25 |
| 26 | 27 | 28 | 29 | 30 | 31 |    |

#### THÁNG 6/2024

| CN | T2 | T3 | T4 | T5 | T6 | T7 |
|----|----|----|----|----|----|----|
|    |    |    |    |    |    | 1  |
| 2  | 3  | 4  | 5  | 6  | 7  | 8  |
| 9  | 10 | 11 | 12 | 13 | 14 | 15 |
| 16 | 17 | 18 | 19 | 20 | 21 | 22 |
| 23 | 24 | 25 | 26 | 27 | 28 | 29 |
| 30 |    |    |    |    |    |    |

## Calendario Escolar CA 2023-2024

- Primer/último día de clases
- Campamento de TK/Kinder
- Día mínimo
- Días festivos y descansos - Escuela cerrada
- Conferencias Familiares
- Día del Bienestar - No hay escuela para todos

### AGOSTO 2023

| D  | L  | M  | M  | J  | V  | S  |
|----|----|----|----|----|----|----|
|    |    | 1  | 2  | 3  | 4  | 5  |
| 6  | 7  | 8  | 9  | 10 | 11 | 12 |
| 13 | 14 | 15 | 16 | 17 | 18 | 19 |
| 20 | 21 | 22 | 23 | 24 | 25 | 26 |
| 27 | 28 | 29 | 30 | 31 |    |    |

### SEPTIEMBRE 2023

| D  | L  | M  | M  | J  | V  | S  |
|----|----|----|----|----|----|----|
|    |    |    |    |    | 1  | 2  |
| 3  | 4  | 5  | 6  | 7  | 8  | 9  |
| 10 | 11 | 12 | 13 | 14 | 15 | 16 |
| 17 | 18 | 19 | 20 | 21 | 22 | 23 |
| 24 | 25 | 26 | 27 | 28 | 29 | 30 |

### OCTUBRE 2023

| D  | L  | M  | M  | J  | V  | S  |
|----|----|----|----|----|----|----|
|    |    |    |    |    |    |    |
| 1  | 2  | 3  | 4  | 5  | 6  | 7  |
| 8  | 9  | 10 | 11 | 12 | 13 | 14 |
| 15 | 16 | 17 | 18 | 19 | 20 | 21 |
| 22 | 23 | 24 | 25 | 26 | 27 | 28 |
| 29 | 30 | 31 |    |    |    |    |

### NOVIEMBRE 2023

| D  | L  | M  | M  | J  | V  | S  |
|----|----|----|----|----|----|----|
|    |    |    |    | 1  | 2  | 3  |
| 4  | 5  | 6  | 7  | 8  | 9  | 10 |
| 11 | 12 | 13 | 14 | 15 | 16 | 17 |
| 18 | 19 | 20 | 21 | 22 | 23 | 24 |
| 25 | 26 | 27 | 28 | 29 | 30 |    |

### DICIEMBRE 2023

| D  | L  | M  | M  | J  | V  | S  |
|----|----|----|----|----|----|----|
|    |    |    |    |    |    | 1  |
| 2  | 3  | 4  | 5  | 6  | 7  | 8  |
| 9  | 10 | 11 | 12 | 13 | 14 | 15 |
| 16 | 17 | 18 | 19 | 20 | 21 | 22 |
| 23 | 24 | 25 | 26 | 27 | 28 | 29 |
| 30 | 31 |    |    |    |    |    |

### ENERO 2024

| D  | L  | M  | M  | J  | V  | S  |
|----|----|----|----|----|----|----|
|    |    |    |    |    |    |    |
| 1  | 2  | 3  | 4  | 5  | 6  | 7  |
| 8  | 9  | 10 | 11 | 12 | 13 | 14 |
| 15 | 16 | 17 | 18 | 19 | 20 | 21 |
| 22 | 23 | 24 | 25 | 26 | 27 | 28 |
| 29 | 30 | 31 |    |    |    |    |

### FEBRERO 2024

| D  | L  | M  | M  | J  | V  | S  |
|----|----|----|----|----|----|----|
|    |    |    |    |    |    | 1  |
| 2  | 3  | 4  | 5  | 6  | 7  | 8  |
| 9  | 10 | 11 | 12 | 13 | 14 | 15 |
| 16 | 17 | 18 | 19 | 20 | 21 | 22 |
| 23 | 24 | 25 | 26 | 27 | 28 | 29 |
| 30 | 31 |    |    |    |    |    |

### MARZO 2024

| D  | L  | M  | M  | J  | V  | S  |
|----|----|----|----|----|----|----|
|    |    |    |    |    |    | 1  |
| 2  | 3  | 4  | 5  | 6  | 7  | 8  |
| 9  | 10 | 11 | 12 | 13 | 14 | 15 |
| 16 | 17 | 18 | 19 | 20 | 21 | 22 |
| 23 | 24 | 25 | 26 | 27 | 28 | 29 |
| 30 | 31 |    |    |    |    |    |

### ABRIL 2024

| D  | L  | M  | M  | J  | V  | S  |
|----|----|----|----|----|----|----|
|    |    | 1  | 2  | 3  | 4  | 5  |
| 6  | 7  | 8  | 9  | 10 | 11 | 12 |
| 13 | 14 | 15 | 16 | 17 | 18 | 19 |
| 20 | 21 | 22 | 23 | 24 | 25 | 26 |
| 27 | 28 | 29 | 30 |    |    |    |

### MAYO 2024

| D  | L  | M  | M  | J  | V  | S  |
|----|----|----|----|----|----|----|
|    |    |    |    | 1  | 2  | 3  |
| 4  | 5  | 6  | 7  | 8  | 9  | 10 |
| 11 | 12 | 13 | 14 | 15 | 16 | 17 |
| 18 | 19 | 20 | 21 | 22 | 23 | 24 |
| 25 | 26 | 27 | 28 | 29 | 30 | 31 |

### JUNIO 2024

| D  | L  | M  | M  | J  | V  | S  |
|----|----|----|----|----|----|----|
|    |    |    |    |    |    | 1  |
| 2  | 3  | 4  | 5  | 6  | 7  | 8  |
| 9  | 10 | 11 | 12 | 13 | 14 | 15 |
| 16 | 17 | 18 | 19 | 20 | 21 | 22 |
| 23 | 24 | 25 | 26 | 27 | 28 | 29 |
| 30 |    |    |    |    |    |    |

**11 o 14 de ago.:** Campamento de TK/Kinder

**15 de ago.:** Primer día de clases para todos los grados

**15-18 de ago.:** Visitas domiciliarias (días mínimos)

**4 de sept.:** Día del Trabajo

**21 y 22 de sept.:** Días de datos (no hay clases para estudiantes)

**9 de oct.:** Día de los Pueblos Indígenas (no escuela para nadie)

**19-20 de oct.:** Conferencias de familias y maestros (día mínimo el 19/no hay clases para los estudiantes el 20)

**10 de nov.:** Día de los Veteranos

**20 y 21 de nov.:** Días de bienestar (No hay clases para nadie)

**22-24 de nov.:** Día de Acción de Gracias

**21 de dic. - 3 de enero:** Vacaciones de invierno

**4 y 5 de enero:** Días de datos (no hay clases para estudiantes)

**15 de enero:** Día de Martin Luther King, Jr.

**15 y 16 de feb.:** Conferencias de familias y maestros (día mínimo el 15/ No hay clases para los estudiantes el 16)

**19-23 de feb.:** Descanso de bienestar

**15 de mar.:** Día de datos (No hay clases para estudiantes)

**1-5 de abril:** Vacaciones de primavera

**27 de mayo:** Día de los Caídos

**6-12 de jun.:** Conferencias de familias y maestros (días mínimos)

**12 de jun.:** Último día de clases

Q4 Rocketship  
CA Board Committee Meeting

June 1, 2023



# Agenda

**1 A-B. Administrative**

**2. Consent Items**

**3A. Executive Director Update**

**3B. Recommend Approval of the 23-24 CA Instructional Calendar to the Rocketship Board of Directors**

**3C. Recommend Approval of LCAPs to the Rocketship Board of Directors**

**3D. 23-24 CA Budget Update**

**3E. EOY Achievement Update**

**3F. Curriculum Update**

**3G. Staffing Update**

**4. Break**

**5. Parent Leaders Meet with CA Board Committee**

**6. Adjourn**







# Executive Director Update




# Executive Director Update

1. Mission Moment
2. School Updates
3. Region Updates



Recommend Approval of 23-24 CA  
Instructional Calendar to the Rocketship  
Board of Directors



## 2023-2024 CA School Calendar

- Aug. 11 or 14:** TK/Kinder Camp
- Aug. 15:** First Day of School for All Grades
- Aug. 15-18:** Home Visits (Minimum Days)
- Sept. 4:** Labor Day Holiday
- Sept. 21-22:** Data Days (No School for Students)
- Oct. 9:** Indigenous Peoples Day (No School for All)
- Oct. 19-20:** Family/Teacher Conferences (Minimum Day 19th/ No School for Students 20th)
- Nov. 10:** Veterans Day
- Nov. 20-21:** Wellness Days (No School for All)
- Nov. 22-24:** Thanksgiving Holiday
- Dec. 21 - Jan. 3:** Winter Break
- Jan. 4-5:** Data Days (No School for Students)
- Jan. 15:** Martin Luther King, Jr. Day
- Feb. 15-16:** Family/Teacher Conferences (Minimum Day 15th/ No School for Students 16th)
- Feb. 19-23:** Wellness Break
- March 15:** Data Day (No School for Students)
- April 1-5:** Spring Break
- May 27:** Memorial Day Holiday
- June 6-12:** Family/Teacher Conferences (Minimum Days)
- June 12:** Last Day of School

- First/Last Day of School
- Holidays & Breaks - School Closed
- Minimum Day
- Family Conferences
- TK/Kinder Camp
- Wellness Day - No School for All

### AUGUST 2023

| S  | M  | T  | W  | T  | F  | S  |
|----|----|----|----|----|----|----|
|    |    | 1  | 2  | 3  | 4  | 5  |
| 6  | 7  | 8  | 9  | 10 | 11 | 12 |
| 13 | 14 | 15 | 16 | 17 | 18 | 19 |
| 20 | 21 | 22 | 23 | 24 | 25 | 26 |
| 27 | 28 | 29 | 30 | 31 |    |    |

### SEPTEMBER 2023

| S  | M  | T  | W  | T  | F  | S   |
|----|----|----|----|----|----|-----|
|    |    |    |    |    |    | 1 2 |
| 3  | 4  | 5  | 6  | 7  | 8  | 9   |
| 10 | 11 | 12 | 13 | 14 | 15 | 16  |
| 17 | 18 | 19 | 20 | 21 | 22 | 23  |
| 24 | 25 | 26 | 27 | 28 | 29 | 30  |

### OCTOBER 2023

| S  | M  | T  | W  | T  | F  | S  |
|----|----|----|----|----|----|----|
|    |    |    |    |    |    |    |
| 1  | 2  | 3  | 4  | 5  | 6  | 7  |
| 8  | 9  | 10 | 11 | 12 | 13 | 14 |
| 15 | 16 | 17 | 18 | 19 | 20 | 21 |
| 22 | 23 | 24 | 25 | 26 | 27 | 28 |
| 29 | 30 | 31 |    |    |    |    |

### NOVEMBER 2023

| S  | M  | T  | W  | T  | F  | S   |
|----|----|----|----|----|----|-----|
|    |    |    |    |    |    |     |
|    |    |    |    | 1  | 2  | 3 4 |
| 5  | 6  | 7  | 8  | 9  | 10 | 11  |
| 12 | 13 | 14 | 15 | 16 | 17 | 18  |
| 19 | 20 | 21 | 22 | 23 | 24 | 25  |
| 26 | 27 | 28 | 29 | 30 |    |     |

### DECEMBER 2023

| S  | M  | T  | W  | T  | F  | S   |
|----|----|----|----|----|----|-----|
|    |    |    |    |    |    | 1 2 |
| 3  | 4  | 5  | 6  | 7  | 8  | 9   |
| 10 | 11 | 12 | 13 | 14 | 15 | 16  |
| 17 | 18 | 19 | 20 | 21 | 22 | 23  |
| 24 | 25 | 26 | 27 | 28 | 29 | 30  |
| 31 |    |    |    |    |    |     |

### JANUARY 2024

| S  | M  | T  | W  | T  | F  | S  |
|----|----|----|----|----|----|----|
|    |    |    |    |    |    |    |
|    | 1  | 2  | 3  | 4  | 5  | 6  |
| 7  | 8  | 9  | 10 | 11 | 12 | 13 |
| 14 | 15 | 16 | 17 | 18 | 19 | 20 |
| 21 | 22 | 23 | 24 | 25 | 26 | 27 |
| 28 | 29 | 30 | 31 |    |    |    |

### FEBRUARY 2024

| S  | M  | T  | W  | T  | F  | S  |
|----|----|----|----|----|----|----|
|    |    |    |    |    |    |    |
|    |    |    |    | 1  | 2  | 3  |
| 4  | 5  | 6  | 7  | 8  | 9  | 10 |
| 11 | 12 | 13 | 14 | 15 | 16 | 17 |
| 18 | 19 | 20 | 21 | 22 | 23 | 24 |
| 25 | 26 | 27 | 28 | 29 |    |    |

### MARCH 2024

| S  | M  | T  | W  | T  | F  | S   |
|----|----|----|----|----|----|-----|
|    |    |    |    |    |    | 1 2 |
| 3  | 4  | 5  | 6  | 7  | 8  | 9   |
| 10 | 11 | 12 | 13 | 14 | 15 | 16  |
| 17 | 18 | 19 | 20 | 21 | 22 | 23  |
| 24 | 25 | 26 | 27 | 28 | 29 | 30  |
| 31 |    |    |    |    |    |     |

### APRIL 2024

| S  | M  | T  | W  | T  | F  | S  |
|----|----|----|----|----|----|----|
|    |    |    |    |    |    |    |
|    | 1  | 2  | 3  | 4  | 5  | 6  |
| 7  | 8  | 9  | 10 | 11 | 12 | 13 |
| 14 | 15 | 16 | 17 | 18 | 19 | 20 |
| 21 | 22 | 23 | 24 | 25 | 26 | 27 |
| 28 | 29 | 30 |    |    |    |    |

### MAY 2024

| S  | M  | T  | W  | T  | F  | S   |
|----|----|----|----|----|----|-----|
|    |    |    |    |    |    |     |
|    |    |    |    | 1  | 2  | 3 4 |
| 5  | 6  | 7  | 8  | 9  | 10 | 11  |
| 12 | 13 | 14 | 15 | 16 | 17 | 18  |
| 19 | 20 | 21 | 22 | 23 | 24 | 25  |
| 26 | 27 | 28 | 29 | 30 | 31 |     |

### JUNE 2024

| S  | M  | T  | W  | T  | F  | S  |
|----|----|----|----|----|----|----|
|    |    |    |    |    |    | 1  |
| 2  | 3  | 4  | 5  | 6  | 7  | 8  |
| 9  | 10 | 11 | 12 | 13 | 14 | 15 |
| 16 | 17 | 18 | 19 | 20 | 21 | 22 |
| 23 | 24 | 25 | 26 | 27 | 28 | 29 |
| 30 |    |    |    |    |    |    |



Recommend Approval of Local Control  
Accountability Plans (LCAPs) to the  
Rocketship Board of Directors




# LCAP Approval

What thoughts, comments or questions do you have on the 23-24 Local Control Accountability Plan?



# 23-24 CA Budget Update





# Q3 Year-End Forecast Update



# CA Year-end Forecast as of Q3

| CA Schools<br>(\$000)             | Q3 Reforecast  |              |                | FY23 August Board Approved Budget |              |                | Variance       |
|-----------------------------------|----------------|--------------|----------------|-----------------------------------|--------------|----------------|----------------|
|                                   | Schools Total  | CA NeST      | Total          | Schools Total                     | CA NeST      | Total          |                |
| Federal Revenue                   | 17,036         |              | 17,036         | 17,292                            |              | 17,292         | (256)          |
| State                             | 113,826        |              | 113,826        | 117,206                           |              | 117,206        | (3,380)        |
| Other Local Revenues              | (140)          |              | (140)          | 124                               |              | 124            | (265)          |
| Int Transfers/Network Support Fee | ( )            | 6,020        | 6,020          | 500                               | 6,510        | 7,010          | (990)          |
| Grants and Fundraising            | 135            | 2            | 138            |                                   |              |                | 138            |
| <b>Total Revenues</b>             | <b>130,857</b> | <b>6,022</b> | <b>136,879</b> | <b>135,123</b>                    | <b>6,510</b> | <b>141,632</b> | <b>(4,753)</b> |
| Certificated Salaries             | 28,282         | 192          | 28,475         | 28,416                            | 259          | 28,676         | 201            |
| Classified Salaries               | 16,136         | 2,509        | 18,645         | 15,716                            | 2,095        | 17,811         | (834)          |
| Employee Benefits                 | 12,148         | 668          | 12,816         | 12,582                            | 679          | 13,261         | 445            |
| Books and Supplies                | 6,230          | 244          | 6,474          | 5,501                             | 113          | 5,614          | (860)          |
| Food Services                     | 4,048          | 38           | 4,087          | 4,429                             | 53           | 4,482          | 395            |
| Operating and Housekeeping        | 2,814          | 10           | 2,824          | 2,301                             | 12           | 2,313          | (511)          |
| Professional Services             | 16,282         | 655          | 16,937         | 21,194                            | 231          | 21,425         | 4,488          |
| Other Operating Expenses          | 1,638          | 384          | 2,022          | 1,050                             | 110          | 1,160          | (862)          |
| Facility Fee                      | 10,092         | 295          | 10,387         | 10,348                            |              | 10,348         | (38)           |
| Leases and Repairs                | 2,300          | 80           | 2,379          | 1,538                             | 331          | 1,869          | (510)          |
| Network Support Fee               | 18,060         |              | 18,060         | 19,022                            |              | 19,022         | 963            |
| Miscellaneous Expenses            | 373            | 700          | 1,073          | 1,588                             | 1,450        | 3,150          | 2,077          |
| <b>Total Expenses</b>             | <b>118,402</b> | <b>5,775</b> | <b>124,177</b> | <b>123,686</b>                    | <b>5,333</b> | <b>129,131</b> | <b>4,954</b>   |
| <b>CINA</b>                       | <b>12,455</b>  | <b>248</b>   | <b>12,702</b>  | <b>11,437</b>                     | <b>1,177</b> | <b>12,501</b>  | <b>201</b>     |

California is projected to operate with a \$12.7M CINA, \$201K better than budgeted. There are many changes in the California budget related to special revenue streams that are driving both the shifts in revenue and expense.

Most notably, we received approximately \$15M in funding from the State this year. These funds are meant to be spent over the next five years. We had previously been advised to recognize all of the revenue in FY24 however, the auditors shifted their position on revenue recognition a few weeks ago. We will now recognize the funds as we incur the expenses. This is a preferred and better overall financial approach.



# FY24 Budget



# In CA, one-time money has allowed Rocketship to make strategic investments in compensation and curriculum for FY24

In CA, one time funds are being utilized to:

- Purchase brand **new Humanities and STEM curriculum**. The new curriculum will accelerate our efforts to combat learning loss in the aftermath of the pandemic.
- **Competitively compensate our staff**. In addition to base pay that matches or exceeds the 75th-tile among local districts, we are reinstating a performance based pay system for teachers in order to recognize and reward teachers who have demonstrated excellent results more quickly, rather than a tenure based system that forces teachers to wait for more competitive compensation.
- Invest in tutors, associate teachers and assistant principals for **targeted intervention**

The total **compensation** increase in CA will be ~9% (after attrition) across all staff. We have significant one-time funding to be spent over the next five years which will ensure that we can maintain the compensation increase in the event of a CA recession.

**Attendance** is budgeted at 90% - the lowest budgeted rate in CA since inception. Pandemic attendance trends have continued to impact our schools yet we don't anticipate additional hold harmless funding to cover the decline.



# CA Regional Budget

| CA Schools<br>(\$000)             | FY24 Preliminary June Budget |              |                | FY23 August Board Approved Budget |              |                | Variance        |
|-----------------------------------|------------------------------|--------------|----------------|-----------------------------------|--------------|----------------|-----------------|
|                                   | Schools Total                | CA NeST      | Total          | Schools Total                     | CA NeST      | Total          |                 |
| <b>Enrollment</b>                 | <b>6300</b>                  |              | <b>6,300</b>   | <b>6,393</b>                      |              | <b>6,393</b>   | <b>-93</b>      |
| <b>Attendance Rate</b>            | <b>90%</b>                   |              | <b>90%</b>     | <b>92%</b>                        |              | <b>92%</b>     | <b>-2%</b>      |
| <b>ADA</b>                        | <b>5670</b>                  |              | <b>5,670</b>   | <b>5,881</b>                      |              | <b>5,881</b>   | <b>-212</b>     |
| Federal Revenue                   | 15,459                       |              | 15,459         | 17,292                            |              | 17,292         | (1,833)         |
| State                             | 112,089                      |              | 112,089        | 117,206                           |              | 117,206        | (5,117)         |
| Other Local Revenues              | 131                          |              | 131            | 124                               |              | 124            | 6               |
| Int Transfers/Network Support Fee |                              | 5,971        | 5,971          | 500                               | 6,510        | 7,010          | (1,039)         |
| Grants and Fundraising            |                              |              |                |                                   |              |                |                 |
| <b>Total Revenues</b>             | <b>127,678</b>               | <b>5,971</b> | <b>133,649</b> | <b>135,123</b>                    | <b>6,510</b> | <b>141,632</b> | <b>(7,983)</b>  |
| Certificated Salaries             | 27,289                       | 335          | 29,124         | 28,416                            | 259          | 28,676         | (448)           |
| Classified Salaries               | 16,482                       | 2,371        | 22,153         | 15,716                            | 2,095        | 17,811         | (4,342)         |
| Employee Benefits                 | 12,854                       | 685          | 15,139         | 12,582                            | 679          | 13,261         | (1,878)         |
| Books and Supplies                | 6,552                        | 242          | 6,794          | 5,501                             | 113          | 5,614          | (1,180)         |
| Food Services                     | 4,901                        | 39           | 4,940          | 4,429                             | 53           | 4,482          | (458)           |
| Operating and Housekeeping        | 2,850                        | 9            | 2,859          | 2,301                             | 12           | 2,313          | (546)           |
| Professional Services             | 13,910                       | 668          | 14,578         | 21,194                            | 231          | 21,425         | 6,847           |
| Other Operating Expenses          | 1,706                        | 484          | 2,190          | 1,050                             | 110          | 1,160          | (1,030)         |
| Facility Fee                      | 10,077                       |              | 10,077         | 10,348                            |              | 10,348         | 271             |
| Leases and Repairs                | 2,538                        | 379          | 2,917          | 1,538                             | 331          | 1,869          | (1,048)         |
| Network Support Fee               | 17,913                       |              | 17,913         | 19,022                            |              | 19,022         | 1,109           |
| Miscellaneous Expenses            | 8,749                        | 700          | 3,049          | 1,588                             | 1,450        | 3,150          | 101             |
| <b>Total Expenses</b>             | <b>125,819</b>               | <b>5,913</b> | <b>131,732</b> | <b>123,686</b>                    | <b>5,333</b> | <b>129,131</b> | <b>(2,601)</b>  |
| <b>CINA</b>                       | <b>1,859</b>                 | <b>58</b>    | <b>1,918</b>   | <b>11,437</b>                     | <b>1,177</b> | <b>12,501</b>  | <b>(10,584)</b> |

## Budget Highlights

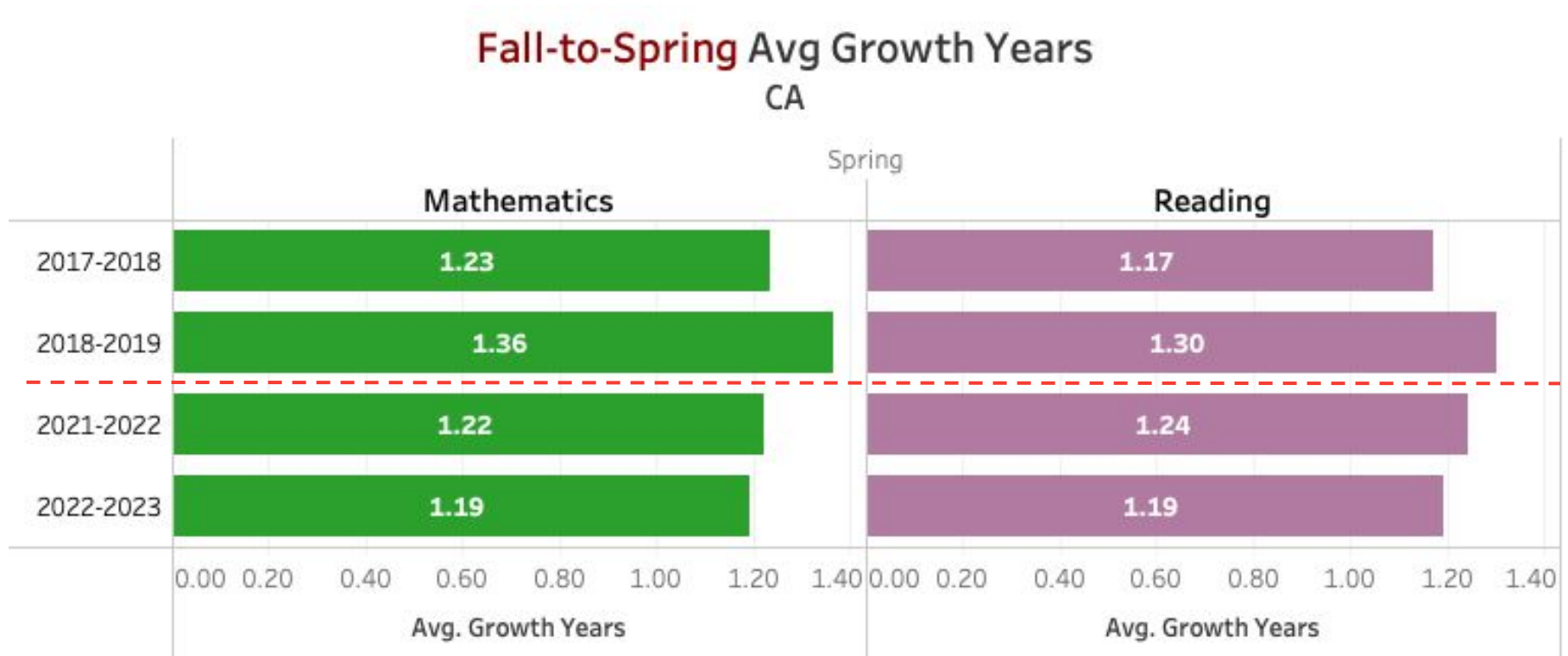
- Revenue is lower as there was significant one-time funding in FY23.
- Total expenses remain constant but have a few key shifts:
  - Changes in professional services are driven by the treatment of our new afterschool funding which totals \$15M.
  - Compensation is up \$6M due primarily to increase in wages
  - Increase in books and supplies reflect curriculum investment



# EOY Achievement Update



Across the region, growth rates were similar to last year and CA students averaged 1.2 years of growth

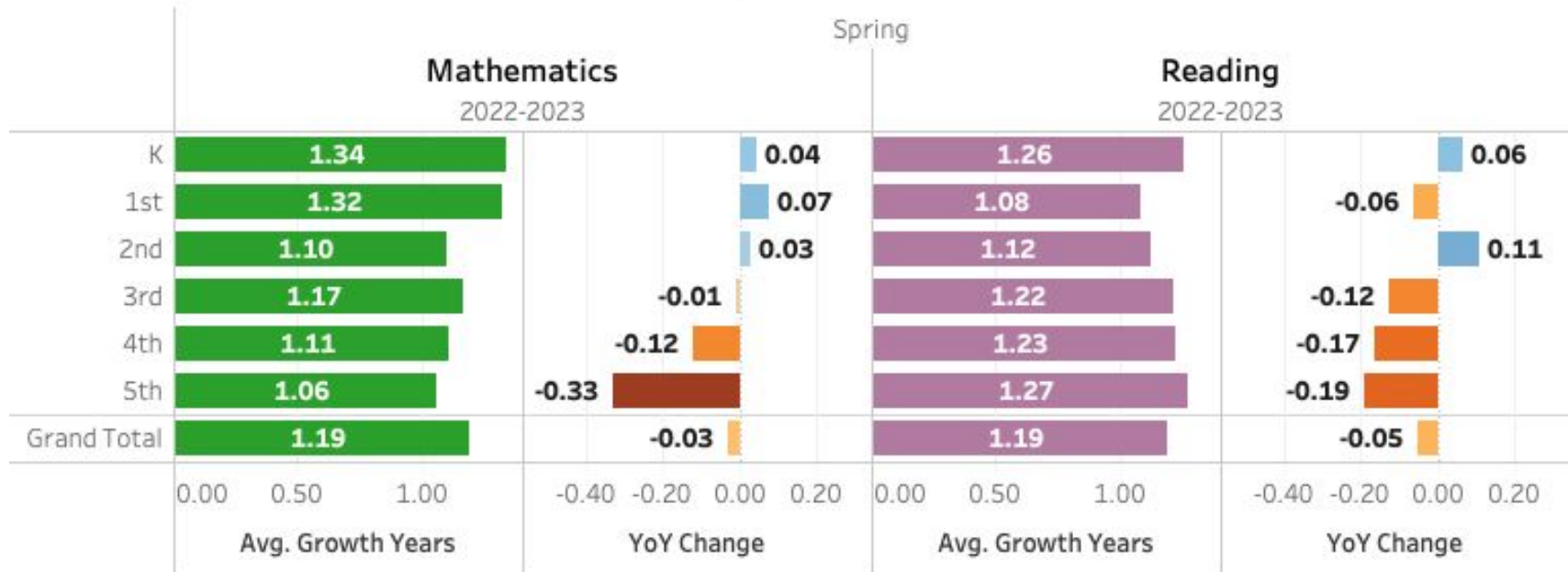


Dotted red line represents pandemic school disruption when Fall-to-Spring growth was unavailable.

- Growth rates are similar to 17-18 and 21-22
- Growth rates are lower than our benchmark year (18-19)

# Lower grades mostly improved their growth rates from last year

RPS CA Fall-to-Spring Average Growth Years and Change from 2021-22

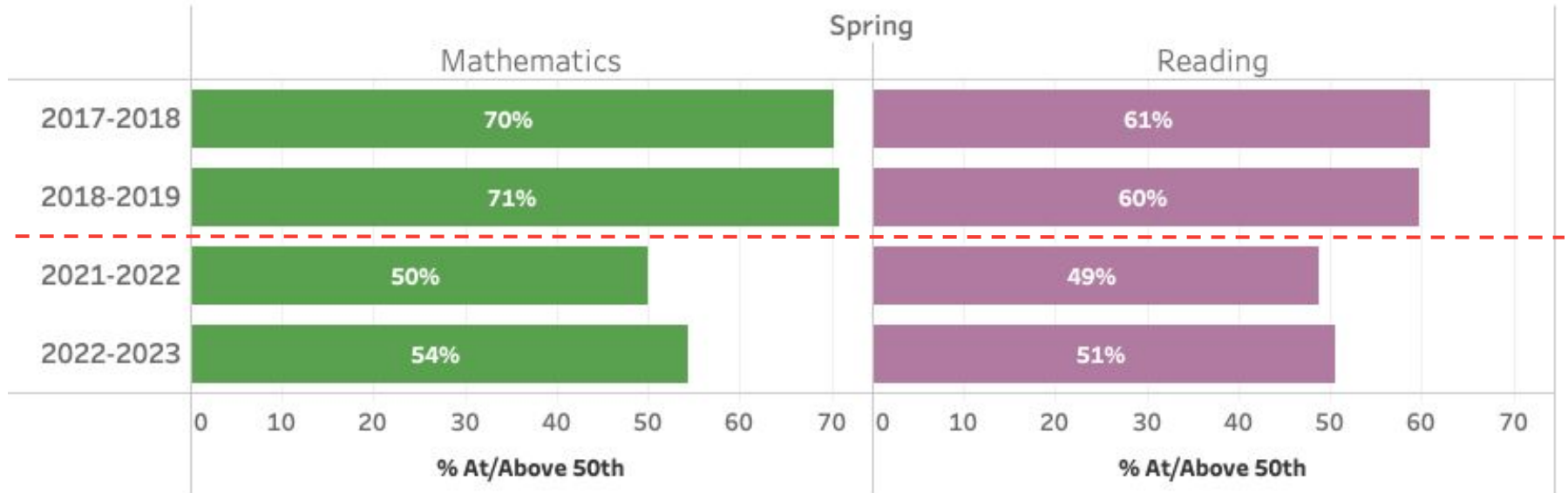


- Upper grade Reading growth continued to be strong even though rates were not as high as last year's impressive growth



# Progress toward closing COVID gaps, but still a lot of recovery left

RPS CA: Spring NWEA MAP % Top 50

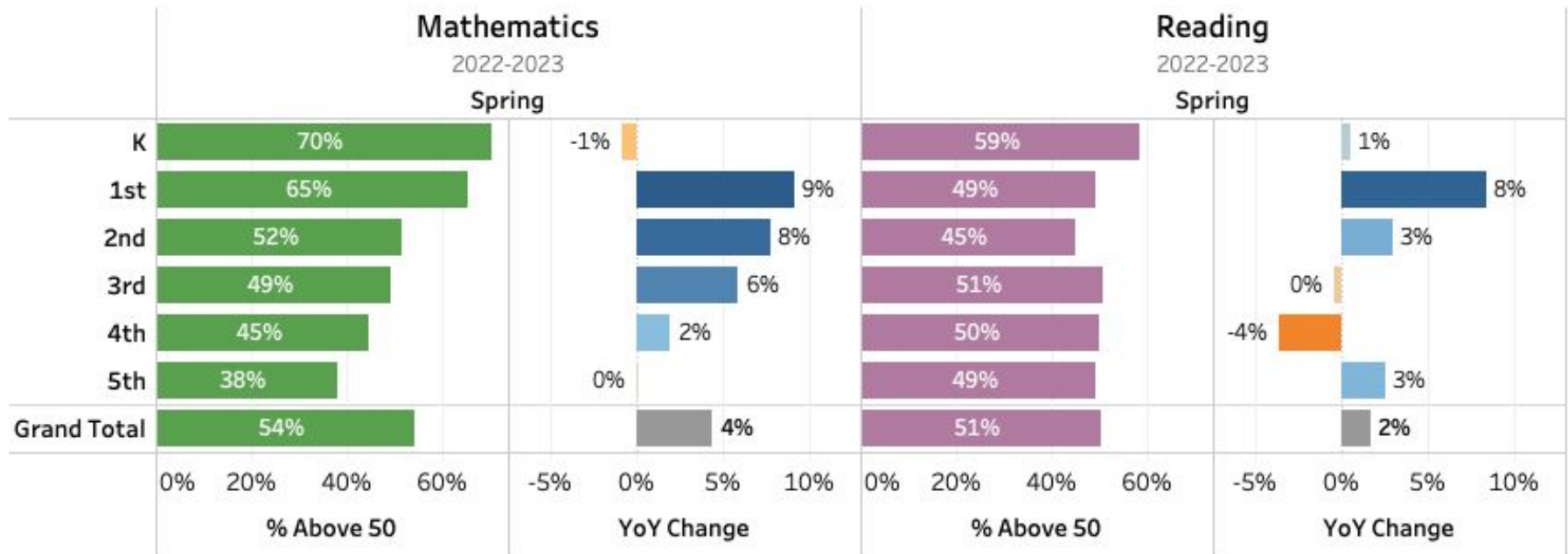


Dotted red line represents 2019-20 and 2020-21 when Spring testing was disrupted.

- The percent of CA students on grade level increased by 4 percentage points in Math from last Spring and 2 percentage points in Reading

# Math improvements driven by 1st-3rd Grade increases

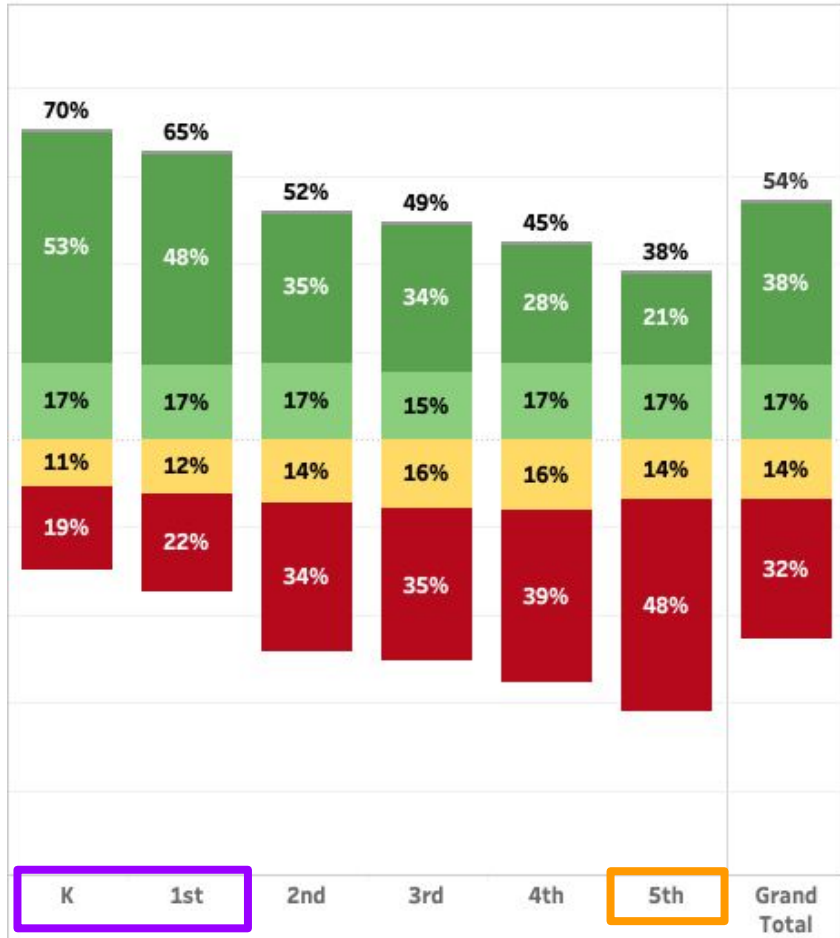
CA: 2022-2023 Spring NWEA MAP  
% At/Above 50th Percentile and YoY Change



- All grades had similar or higher absolutes in Math compared to last year
- Reading also made progress in the lower grades
- Although 3rd grade Reading is similar to last year, this cohort is making progress
  - Students were in Kinder at start of pandemic and had critical early Reading instruction disrupted
  - Cohort increased percent on grade level by 9 points from end of 2nd grade

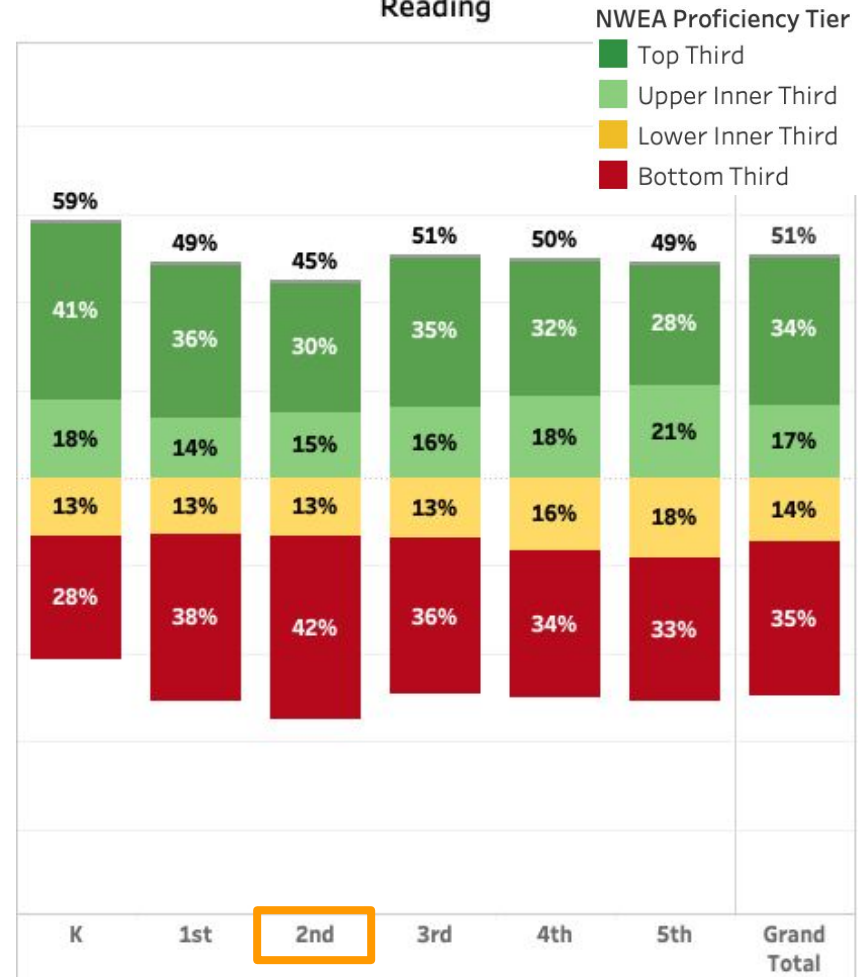
# CA Grade Level distributions

RPS CA: 2022-2023 Spring NWEA  
Mathematics



- K & G1 are within 5 percentage points of 18-19 results; other grades still have larger gaps to close
- G5 Math started the year with lower scores

RPS CA: 2022-2023 Spring NWEA  
Reading




- G2 started Kindergarten in distance learning and still has the greatest gap to close from 18-19 levels

# CAASPP Projections indicate that proficiency rates are likely to be slightly higher than last year

- CA 3rd-5th graders are currently taking the end-of-year state assessment (CAASPP)
- CAASPP projections based on Spring NWEA MAP scores indicate that proficiency rates are likely to be similar to or slightly higher than last year
- Embargoed CAASPP student scores will be available this summer

| CAASPP % Met or Exceeded State Standard |         |                         |
|---|---------|-------------------------|
| Subject                                 | 2021-22 | Projected Range 2022-23 |
| Math                                    | 40%     | 36-44%                  |
| Reading                                 | 44%     | 44-50%                  |

# Curriculum Update



# Why Adjust Our Curriculum Now?

- Since our last large-scale curriculum pilot in SY 2013/2014, there have been significant advances in research and assessment around instructional best practices, particularly in relation to the science of reading and the value of explicit, high-quality foundational skills and language instruction.
- There have also been significant improvements in the quality of external curriculum offerings as curriculum developers have had a chance to refine their materials in response to the increased rigor of the Common Core State Standards
- Rocketship embarked on the National Curriculum Review to identify ways we can help our students achieve higher levels of success and save our teachers time, improving the learning and teaching experience for all.



# National Curriculum Review Process

- In spring 2022, Program, in partnership with our regional leadership, decided to convene two cross-regional and cross-functional curriculum working groups to advise regional and network leaders on the best path forward for curriculum at Rocketship using the latest research.
  - This was a very intentional, inclusive, and rigorous process. These working groups were put together with the help of regional leadership to represent our region's interests well. While the Program team and the working groups provided the final recommendations, I made the final decision for our region to implement these improvements.
- We considered different options to address the gaps working groups identified, but other options either did not have as many resources or were not externally vetted or both. In some cases, they didn't offer closer alignment between lessons and assessments either.



# Curriculum Improvements

We chose the following curriculum improvements because they're the best of our options for kids and teachers:

- Humanities
  - Adopt Amplify CKLA Skills to replace our internal phonics program
  - Replace STEP with Amplify mCLASS Dibels 8 and the TRC
  - Add Amplify mCLASS Intervention to our menu of tier 2 and tier 3 programming
- STEM
  - Adopt Eureka Math in all grades TK-G5
  - Adopt Equip, Eureka's aligned intervention curriculum, to support teachers in closing foundational skill gaps for kids

These improvements will help our students achieve higher levels of success and save our teachers time, improving the learning and teaching experience for all. Aligning our lessons with our assessments and providing more aligned teacher resources will save teachers plenty of time so that they will feel less burned out and more supported.





# Key Benefits of Curriculum Changes

- For teachers
  - A robust suite of resources (such as high-quality lesson plans, supplemental resources to support content knowledge, aligned math homework for every lesson) - more than before that will help guide coaching and teaching.
  - Significant increase in resources and materials to support both core and tier 2 and 3 instruction inside of the Hum block.
  - There will be less need to plan from scratch as the materials will be far more robust.
- For students
  - Engaging, developmentally appropriate lessons at a high level of rigor
  - Family-facing resources to help families effectively support their students at home
  - Access to standards-aligned curriculum that ensures consistent and equitable access to grade-level content, and is comprehensive in its addressing the needs of all learners.



# Why Eureka?

- Conceptual Understanding at the Forefront
  - Coherent curricular design builds intentionally from grade to grade
- Recent investment to make the curriculum more flexible to meet student needs
- Diverse Engagement Strategies
  - Provides engaging, developmentally appropriate activities specific to the grade level
  - Prioritizes use of manipulatives and models to increase student engagement
- Robust Suite of Resources
  - Significant embedded resources to support teacher content knowledge development
  - Large suite of supporting materials, including aligned diagnostics and interventions and resources to support families
- Externally Vetted
  - Received highest designation (meets expectations) in EdReports review.
- Staff Recommendation
  - 100% of staff at pilot sites would recommend



# Why CKLA Skills, DIBELS, & MClass?

## CKLA Skills

- Grounded in the science of reading
- Robust Suite of Resources, including aligned assessments
- Externally Vetted, receiving highest designation (meets expectations) in EdReports review
- Preferred by working group over RPS and Expeditionary Learning


## DIBELS

- Grounded in the science of reading
- More efficient to administer than STEP (12-15 min.)
- Robust platform
- Includes a comprehension add on that mirrors a STEP assessment, when needed

## MClass

- Scripted curriculum can also be used by teachers and interventionists
- Especially helpful for upper grades Ts w/ less phonics familiarity
- Automatically groups students based on holdbacks
- Directly connected to DIBELS data

# Staffing Update



# School Leadership Staffing

| Role                        | Projected Retention | 23-24 Hires                                     |
|-----------------------------|---------------------|---|
| Principal                   | 85%                 | 4 Principal Offers<br>3 Rising Principal Offers |
| Assistant Principal         | 89%                 | 7 Internal Hires<br>2 External Hires            |
| Office Manager              | 85%                 | Final Interviews in Process                     |
| Business Operations Manager | 85%                 | Final Interviews in Process                     |



# School Staffing

- **23-24 Teacher Hires**
  - 17 confirmed hires to date
- **23-24 Teacher Vacancies:**
  - 22 Teacher Vacancies in San Jose
  - 8 Teacher Vacancies in East Bay/Peninsula
- **Area of Need**
  - 15 ISE Paraprofessional vacancies for 23-24
- **Discussion:**
  - Are there any additional strategies we should utilize to recruit and retain teachers? What have you seen work in your experience?



Break



# Parent Leaders Meet with CA Board Committee







Welcome CA  
Parents to  
R.A.B. #4



# Agenda

- Welcome
- Dinner with our CA Board!
- Maricela Guerrero Year in review
  - Year at a glance
  - NWEA Data Update
  - Annual Planning
- Q&A with the CA Board
- Regional Announcements
- Meeting Adjourn



# Maricela Guerrero & Rocketship California Board Committee



**Courtney  
Shenberg**



**Matthew  
Red**



**Deja  
Gipson**



**Ruben  
Solorio**



**Maricela  
Guerrero**  
*California*  
*Executive Director*



**Diana  
Phuong**



**Yolanda Bernal  
Samano**



**Hugo  
Castaneda**

2022-2023


# Highlights of Rocketship's 15th Year



# Family Engagement



**Parents are back in Person**  
Los Dichos, Back2School  
night, Launch, and more!



# Cultural Celebrations



# External Affairs & Advocacy



## School Board Candidate Forums



Advocacy Chat



RPS at the US Capital




Research Meetings with Trustees



San Jose Mayoral Inauguration



# Impact in Sacramento



June 8th, next RPS  
Day on the Hill







Over 5k Socks donated to City Team for Farmworks in Gonzalez, CA



Supported over 200 families through the Pop-up closet



Collected over 230 Blankets for Victims of DV



Over 500 Rocketeers and siblings receive free haircuts and school supplies



East bay received Toys for Christmas from Toys for Tots



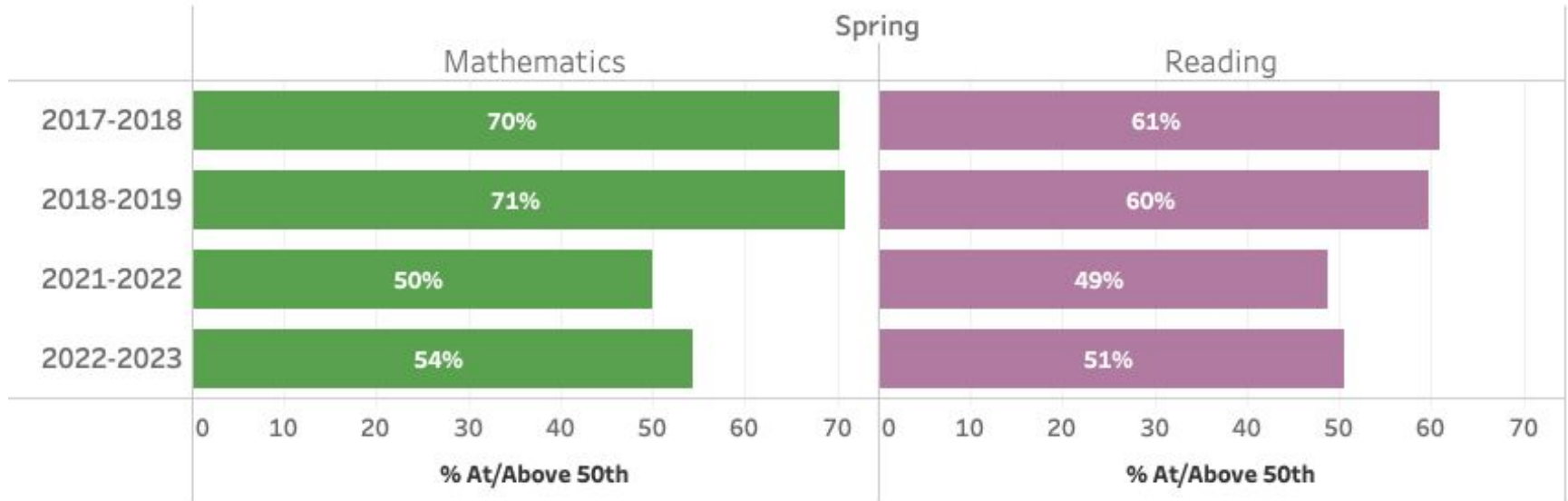
East bay food distributions occur 3x a month and serves 240 families at RDL and 300 families at RFA & 2,500 families in San Jose

Academics



# Progress on Closing the COVID Gap

RPS CA: Spring NWEA MAP % Top 50



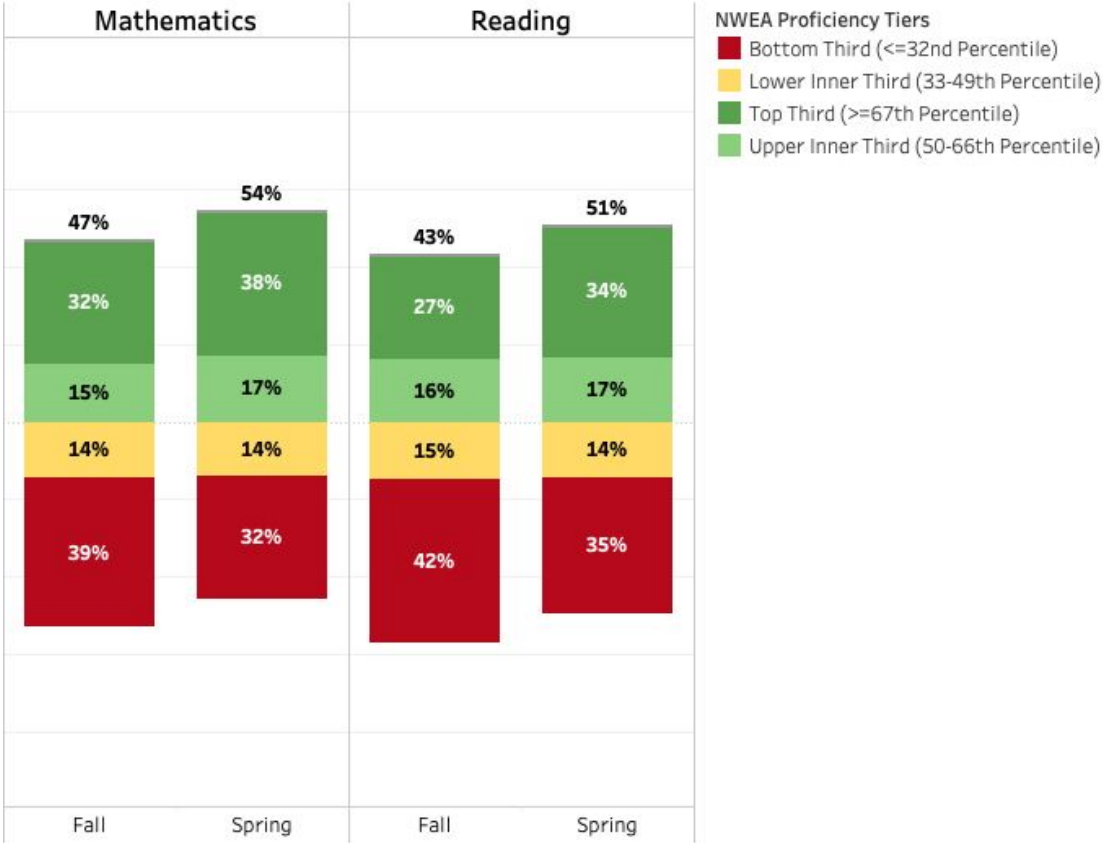
Students averaged 1.2 years of growth in Math and Reading




### RPS CA NWEA MAP Proficiency Distribution 2022-23

**Fall-to-Spring Tier Distribution Change:**

- Increased percent on grade level by 7-8 percentage points (+6-7 percentage points for Top Third).
- Decreased bottom tier by 7 percentage points in each subject



# CA Region 23-24 Priorities & Goals



# 23-24 CA Regional Annual Planning Process

JAN/FEB

MAR

APR

MAY

Stakeholder Engagement &  
SWOT Analysis to define  
Goal & Impact

Defining our  
Priorities &  
Outcomes

Determining  
Milestones &  
Aligned Inputs

Finalizing Action  
Plan & NEST &  
Schools  
Collaboration

## Data Sources:

- Annual Family Survey
- Annual Staff Satisfaction/DEI Survey
- Mid-year NWEA & STEP Student Achievement Data



# CA Region 23-24 Priorities & Goals

## Impact & Goal

**Impact** Rocketship is a community of meaningful partnership and academic excellence for students, staff, and families.

**Goal:** Define and Scale Equity-Centered Systems

## 23-24 Priorities

### Academic Student Success

Strengthen instructional coaching systems & relationships so that all students meet and/or exceed outcomes

### Family Partnership & Advocacy

Engage all families meaningfully by defining and implementing core pathways and systems

### CA Team Culture

Create a more sustainable team culture where staff feel valued, included, and successful by defining and scaling structures

## Outcomes

From 23% to 60%+ of Bay Area teachers are in Tier 3 or Tier 4 of performance by EOY

100% of schools achieve a 94% average daily attendance rate

Retain 75% of our Latino-a/Hispanic, Black or African American, and Asian CA staff to represent the students in our schools

From 48% (reading) and 50% (math) to 55% above the 50th or 38% above the 67th

From 71% of families recommend Rocketship 1 or more times this year to 80% (42% NPS to 50% NPS)

NPS Score from 17 to 24  
"I'd recommend Rocketship as a great place to work"

100% of schools and MLL/ISE subgroups increase the % of students at or above grade level mastery by 7% as measured by the SBAC.

90 family and 10 staff Journey 1 & 2 leaders engaged in External Affairs

Retain and develop our teachers to achieve 80% of our talent join Y2 high, tier 3 and tier 4 and retaining 80% of school leaders



# Q&A with the CA Board Committee







**Thank You!!**