



**Thursday, August 7, 2025**  
**Rocketship Tennessee Executive Committee Meeting (2025-26 Q1)**

**Meeting Time: 9:00am CT**

**Webinar Link: <https://rocketshipschools.zoom.us/j/87244693364>**

**Webinar ID: [https: 872 4469 3364](https://rocketshipschools.zoom.us/j/87244693364)**

**1. Opening Items**

---

A. Call to order

**2. Consent Items**

---

A. Approve minutes from the May 22, 2025 meeting of the Rocketship Tennessee Executive Committee

**3. Information Items**

---

A. Regional Health Dashboard Review

B. Start of School Update

**4. Closed Session**

---

A. Closed Executive Session

**5. Action Items: Report Out**

---

A. Public report on actions taken in closed session

**6. Adjourn**

---

A. Adjourn Meeting

# **Rocketship Tennessee Executive Committee Meeting (2024-25 Q4) (Thursday, May 22, 2025)**

*Generated by Cristina Vasquez on Wednesday, May 28, 2025*

## **1. Opening Items**

### **A. Call to order**

At 9:17am, Ms. Taylor took roll call. With a quorum of board members present, Ms. Taylor called the meeting to order.

Present: Phil Elbert, Rob Elliott, April Taylor

Absent: Abby Spaulding

## **2. Consent Items**

### **A. Approve minutes from the November 21, 2024 meeting of the Rocketship TN Executive Committee**

At 9:17am, Mr. Elliott made a motion to approve consent item 2(A). This motion was seconded by Ms. Taylor and carried unanimously by a roll call vote.

Y: Phil Elbert, Rob Elliott, April Taylor

N: --

Abstain: --

## **3. Agenda Items**

### **A. Executive Director and Regional Update**

At 9:18am, the committee discussed agenda item 3(A). No action was taken.

### **B. Development Update and Fundraising Planning**

At 9:41pm, the committee discussed agenda item 3(B). No action was taken.

### **C. Board Recruitment and Engagement**

At 9:51am, the committee discussed agenda item 3(C). No action was taken.

## **4. Adjourn**

At 9:58am, Mr. Elliott made a motion to adjourn the meeting. This motion was seconded by Mr. Elbert and carried unanimously by a roll call vote.

Y: Phil Elbert, Rob Elliott, April Taylor

N: --

Abstain: --

# Q1 Rocketship Public Schools Tennessee Executive Committee Meeting


August 7, 2025



# Agenda



# Consent Items



# Regional Health Dashboard Review



By 2030, we will double the number of students in the top third or at the 67th percentile in Math and Reading.



# 5 Essential Questions for Regional Health

- **Quality Schools**

Are our Rocketeers progressing and achieving academically?

- **Scaled Impact**

Are we serving the students that need us the most?

- **Community Power**

Are our families and partners impacting the broader system?

- **Culture of Belonging**

Do our people feel like they belong at Rocketship?

- **Finance**

Are we operating a financially sustainable organization?





# Purpose: TN Regional Health Dashboard (RHD)

## Dashboard example

Strategic Lever: Quality Schools		Goal 1: By 2028-29, 55% of all Rocketeers are performing at the 67th percentile on NWEA Reading/Math Goal 2: By 2028-29, 60% of Rocketeers enrolled for 3 or more years are performing at the 67th percentile on NWEA Reading															
Activity: Personalized Learning		A coherent and targeted approach to student learning experiences across core, supplemental and intervention programming and daily use of formative data to facilitate students' ability to make accelerated growth towards mastery of grade level standards.															
Indicator		EOY 23-24	Quarterly Actuals					Targets				Quarterly Rating					
			Q4	Q1	Q2	Q3	Q4	Q1	Q2	Q3	Q4	Q1	Q2	Q3	Q4		
% at NWEA Map Reading 67th Xile		X	31%	22%	26%	N/A	31%	31%	34%	X	37%	1	1		2		
% at NWEA Map Math 67th Xile		X	35%	27%	33%	N/A	39%	34%	37%	X	40%	2	2		2		
% at NWEA Map Reading 67th Xile for students enrolled 3+years			34%	26%	29%	N/A	31%	34%	37%	X	40%	1	1		1		
% of Rocketeers meet NWEA Reading Tiered Growth			38%	N/A	40%	N/A	43%	X	47%	X	50%		2		2		
Dibels BOY, MOY, EOY - % at benchmark		X	53%	42%	47%	N/A	56%										
% mastery CKLA Skills unit assessments (GK-G2)		X	37%	47%	51%	52%	53%										
% of Rocketeers meet NWEA Math Tiered Growth		X	42%	N/A	47%	N/A	47%	X	45%	X	48%		3		2		
% mastery Eureka module assessments		X	44%	41%	48%	54%	55%										
Years growth on NWEA Map Reading		X	1.17	N/A	1.12	N/A	1.19	X	1.33	X	1.33		2		2		
Years growth on NWEA Map Math		X	1.18	N/A	1.25	N/A	1.25	X	1.25	X	1.25		3		3		
			Rating										1.33	2.00	X	2.00	

Strategic Lever: Scaled Impact		Goal: By 2028-29, 44,000 Lifetime Rocketeers															
Activity: Schools and Seats		Strategies to increase enrollment, retain Rocketeers, and increase seats across all regions.															
Indicator		EOY 23-24	Quarterly Actuals					Targets				Quarterly Rating					
			Q4	Q1	Q2	Q3	Q4	Q1	Q2	Q3	Q4	Q1	Q2	Q3	Q4		
# of lifetime rocketeers (Dec - 80+ is considered on track, June - 150+)			32244	N/A	32,497	N/A	33,033	X	X	X	35000				2		
% Enrollment to BSP			94%	91%	90%	95%	85%	100%	100%	100%	100%	2	2	2	2		
% retained Rocketeers SYTD			90%	98%	95%	93%	92%										
# new rocketeers for Oct 15 of current SY			3021	N/A	N/A	N/A	N/A										
Projected new students for Oct 15 of next SY			2398	N/A	N/A	N/A	2603										
Projected retained students for Oct 15 of next SY			7498	N/A	N/A	N/A	6905										
			Rating										2.0	2.0	2.0	2.0	

The Regional Health Dashboard (RHD) is a tool for tracking progress on key metrics tied to our 5-year goals. The metrics, like the goals they are tied to, are classified by Strategic Lever (Quality Schools, Community Power, Scaled Impact) or Key Enabler (Culture of Excellence and Belonging, Finance).

These and the network version - the Organizational Health Dashboard (OHD) - are reviewed regularly at several levels of the organization and by each board (National and Regional) mid-year and end of year.



3: Meets or Exceeds

2: Approaching (80% target)

1: Does not meet

## Rocketship Key Metrics

		Current performance	Target for current period
Quality Schools	Years growth on NWEA Map Reading	1.19	1.33
	Years growth on NWEA Map Math	1.25	1.25
	% of Rocketeers meet NWEA Reading Tiered Growth	43%	50%
	% of Rocketeers meet NWEA Math Tiered Growth	47%	48%
	% of families meet FPH goal	78%	90%
Scaled Impact	% Enrollment to June BSP	85%	100%
Culture	NPS: Net Promoter Score	2	7.5
Finance	% of schools forecasted to close EOY on budget	52%	100%



3: Meets or Exceeds

2: Approaching (80% target)

1: Does not meet

## TN Key Metrics

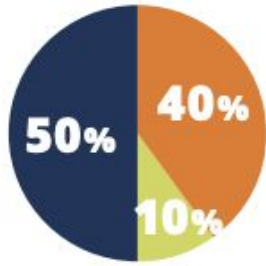
		Current performance	Target for current period
Quality Schools	Years growth on NWEA Map Reading	1.09	1.3
	Years growth on NWEA Map Math	1.09	1.3
	% of Rocketeers meet NWEA Reading Tiered Growth	37%	50%
	% of Rocketeers meet NWEA Math Tiered Growth	35%	50%
	% of families meet FPH goal	51%	95%
Scaled Impact	% Enrollment to June BSP	90%	100%
Culture	NPS: Net Promoter Score	13	7.5
Finance	% of schools forecasted to close EOY on budget	0%	100%

## TN Highlights from Other Metrics

	Current performance	Target for current period
% Re-enrollment	N/A	85%
New Apps	709*	545
Parent Organizing Committees	3	3

# 2024-25 TN State School Report Cards - Preview


● Achievement ● Growth ● Growth of Highest Need Students



- State expected to release school report cards in late fall
- Embargoed TVAAS scores have not yet been released to districts

2024-25 TN School Report Card			
Domain	RDCP	RNNE	RUA
Achievement	4	1	2
Growth	TBD	TBD	TBD
Growth of Highest Need Students	TBD	TBD	TBD
Overall Score	TBD	TBD	TBD
Grade	A or B	D or F	B or C

# Start of School Update



Summer School Results are in....

## SummerBoost Success!

52%


of 3rd Graders at Rocketship  
Public Schools Tennessee  
Grew an Entire Academic  
Level in Just 4 Weeks!

**ROCKETSHIP**  
PUBLIC SCHOOLS  
TENNESSEE





# Regional Kick-off!





# Meet TN School Leaders!

## Introducing our TN Principals & Rising Principals



**(L-R)**

**Ben Smith-** Principal at RUA

**Antigua Joseph-Woods-** Principal at RDCP

**Sarah Strode-** Interim Principal at RNNE

**Valencia Bratton-** Rising Principal at RUA

**Lakeia Covington-** Rising Principal at RDCP

# Enrollment terms & definitions.

**Budget Target:** This is the minimum number of students needed to be enrolled throughout the school year to afford the staffing model.

**Enrollment Target:** The number of students that should be registered the day before the first day of school. This target is ~108% of our budget target to account for beginning of year attrition. Can also be understood as **Registration Target**.

**Application Target:** We need 2 applications for every 1 open seat. The 2:1 ratio for is based on historical performance as well as a nationwide enrollment study by Charter School Growth Fund.

## Budget

Target= 1,545

## Enrollment

Target= 1,685

## Applications

Target = 1,164



# Enrollment Update (data as of 7/29/2025)

25-26 Budgeted Enrollment	25-26 Enrollment Targets	Current Enrollments (uncut New to Rocketship and historical haircut of Returners)	Progress to Budget Target	Projected Enrollments (based on 3yr historical performance)	Progress to Budget Target
1,545	1,685	1,469	95%	1,576	102%

## Risks & Takeaways

- The region is projected to meet regional budget target if the momentum continues through the enrollment season.
- There is still a projected shortfall of ~33 students at RNNE (mostly K-2nd grade), though RNNE has had the highest increase in funnel movement in the region over the past month
- The region is projected to retain 89% of it's returning students
- The region will continue to focus on funnel movement and prioritize start of school warm engagement strategies (i.e. Orientations, Ice cream socials, annual BBQ, home visits, and day before school phone calls).



## Enrollment Projection (data as of 7/29/2025)

School	Budgeted Enrollment	Projected Enrollment	Projected vs. Budgeted Enr	Projected Returners	Calculated Summer RE Return Rate
RDCP	521	584	63	365	90%
RNNE	487	466	-21	314	84%
RUA	537	564	27	391	91%
<b>Total</b>	<b>1,545</b>	<b>1,614</b>	<b>69</b>	<b>1,070</b>	<b>89%</b>

\*The projection model incorporates both new student projections and returning student projections. Both the new student and returning student models use 3 years of historical data to calculate conversion rate (student retained or new student enrolled) by August 30th of the enrollment year at the school-grade level (to account for school and grade variability).



# Kinder Boxes, Ice Cream Socials, & Orientations



Closed Session



**The Board is in Closed Session.**

**Rocketship TN Board of Trustees Meeting**

**August 7, 2025**



Closed Session: Report Out





Adjourn

